

Catalogue

CAST IRON SUBMERSIBLE PUMPS

6"/7"/8"/9"/10"/12" - (50hz)



professional water handling





professional water handling



Our first principle is: "Absolute Quality"

It is always a part of our service policy to maximize customer satisfaction.

We know very well that being a trusted partner is not an easy process.

Our quality standards for our manufacturing, sales and after-sales services have been audited in accordance with the requirements and certified by authorized institutions. For this reason, Tork has the required ISO 9001:2015 Quality Management Systems Certifications and CE Attestation of Conformity Certifications.



CAST IRON SUBMERSIBLE PUMPS

6"/7"/8"/9"/10"/12" - (50hz)

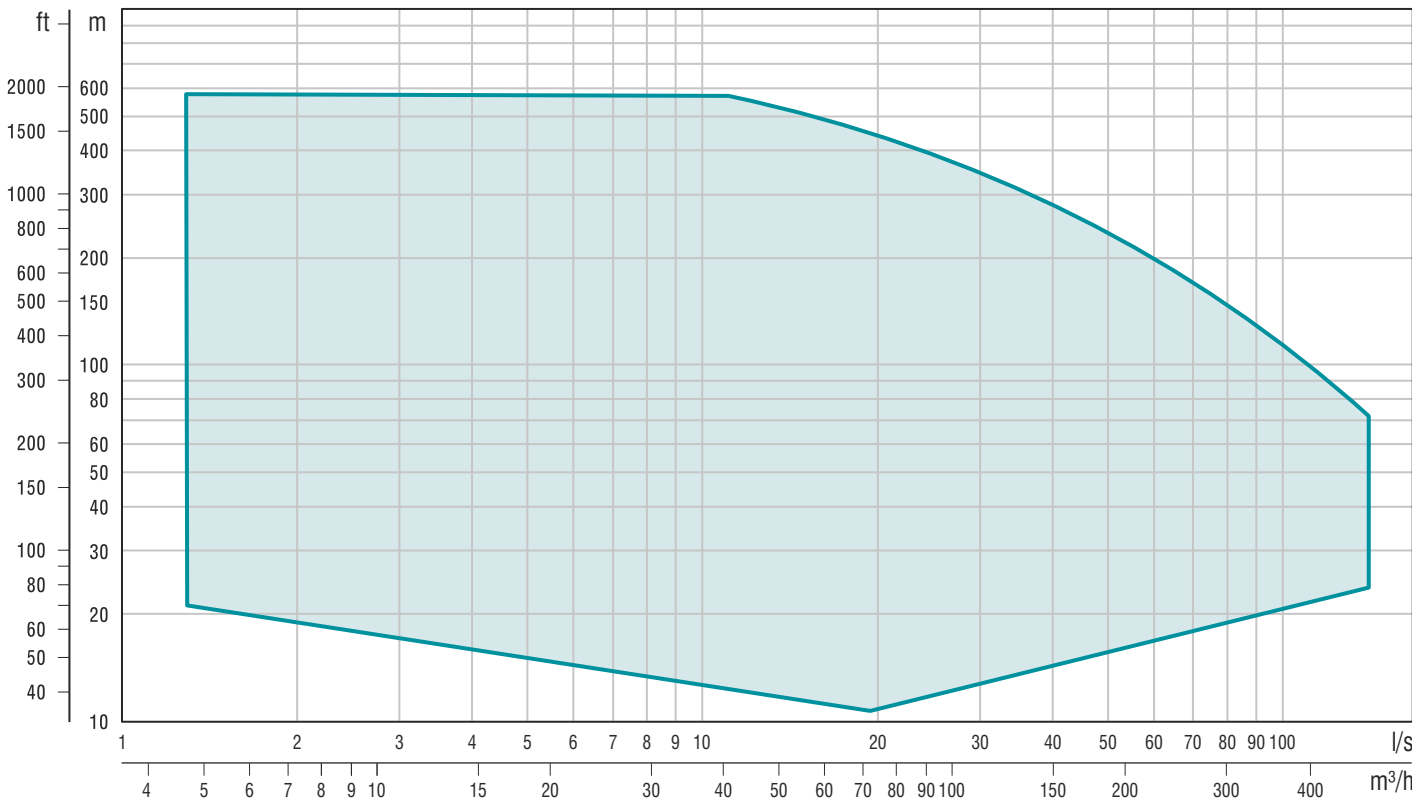
CAST IRON SUBMERSIBLE PUMPS

6" / 7" / 8" / 9" / 10" / 12" - (50hz)

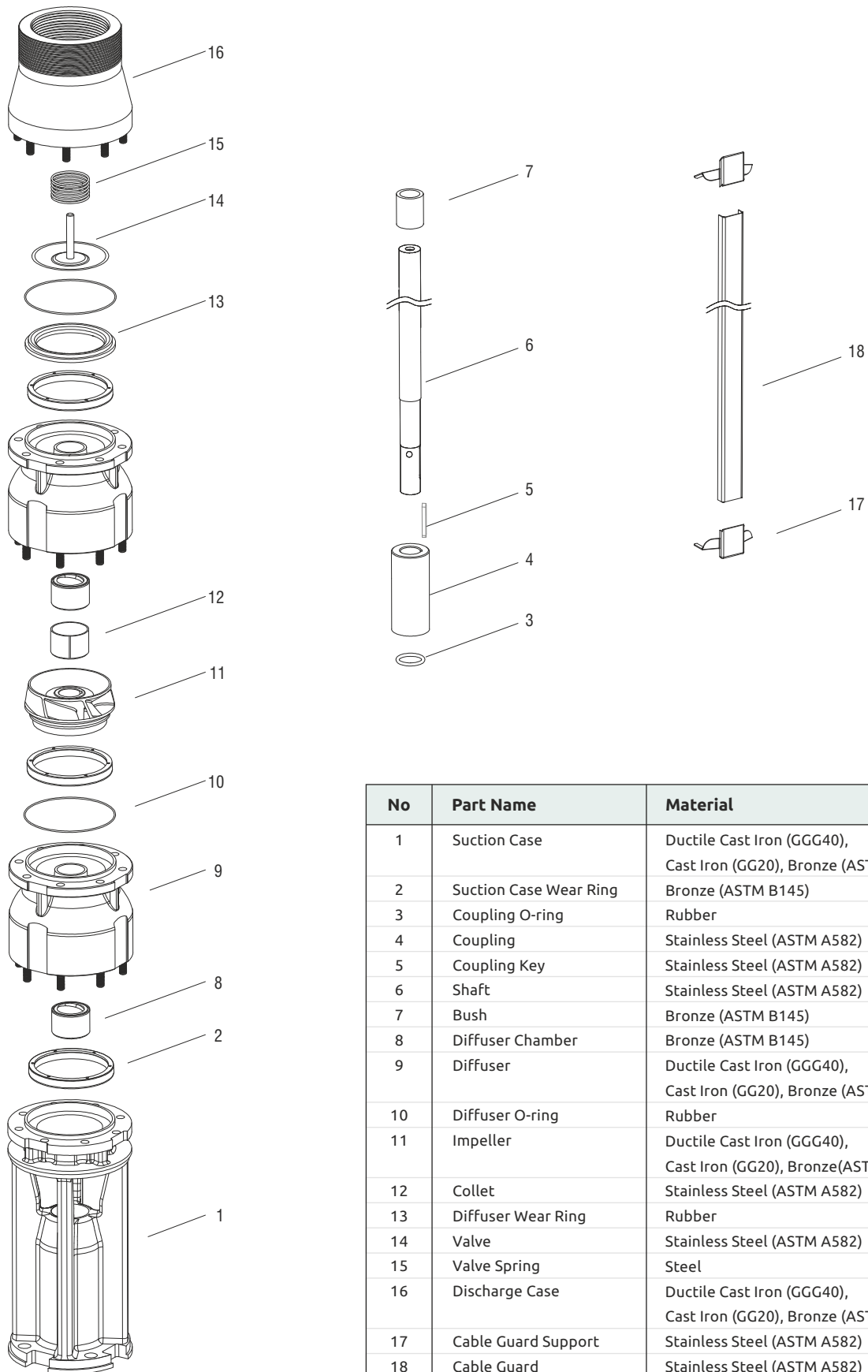


- High efficiency
- Very long life
- High durability and solid construction
- Easy installation and service operation
- Suitable connection in NEMA standards
- Water lubricated rubber bearing
- Built-in checkvalve to prevent back flow
- Can also be used horizontally
- Stainless steel strainer

General Performance



Cast Iron Submersible Pumps Parts & Materials



No	Part Name	Material
1	Suction Case	Ductile Cast Iron (GGG40), Cast Iron (GG20), Bronze (ASTM B145)
2	Suction Case Wear Ring	Bronze (ASTM B145)
3	Coupling O-ring	Rubber
4	Coupling	Stainless Steel (ASTM A582)
5	Coupling Key	Stainless Steel (ASTM A582)
6	Shaft	Stainless Steel (ASTM A582)
7	Bush	Bronze (ASTM B145)
8	Diffuser Chamber	Bronze (ASTM B145)
9	Diffuser	Ductile Cast Iron (GGG40), Cast Iron (GG20), Bronze (ASTM B145)
10	Diffuser O-ring	Rubber
11	Impeller	Ductile Cast Iron (GGG40), Cast Iron (GG20), Bronze (ASTM B145)
12	Collet	Stainless Steel (ASTM A582)
13	Diffuser Wear Ring	Rubber
14	Valve	Stainless Steel (ASTM A582)
15	Valve Spring	Steel
16	Discharge Case	Ductile Cast Iron (GGG40), Cast Iron (GG20), Bronze (ASTM B145)
17	Cable Guard Support	Stainless Steel (ASTM A582)
18	Cable Guard	Stainless Steel (ASTM A582)

TS CR 610

Cast Iron Submersible Pumps (50 Hz)

6 Vanes / 2900 Rpm (CCW) / 2½" (inside threaded) Outlet Connection Dia. / 19 mm Shaft Diameter

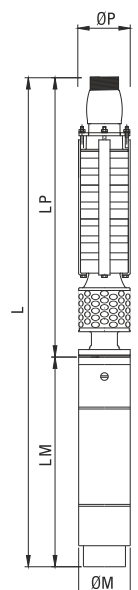


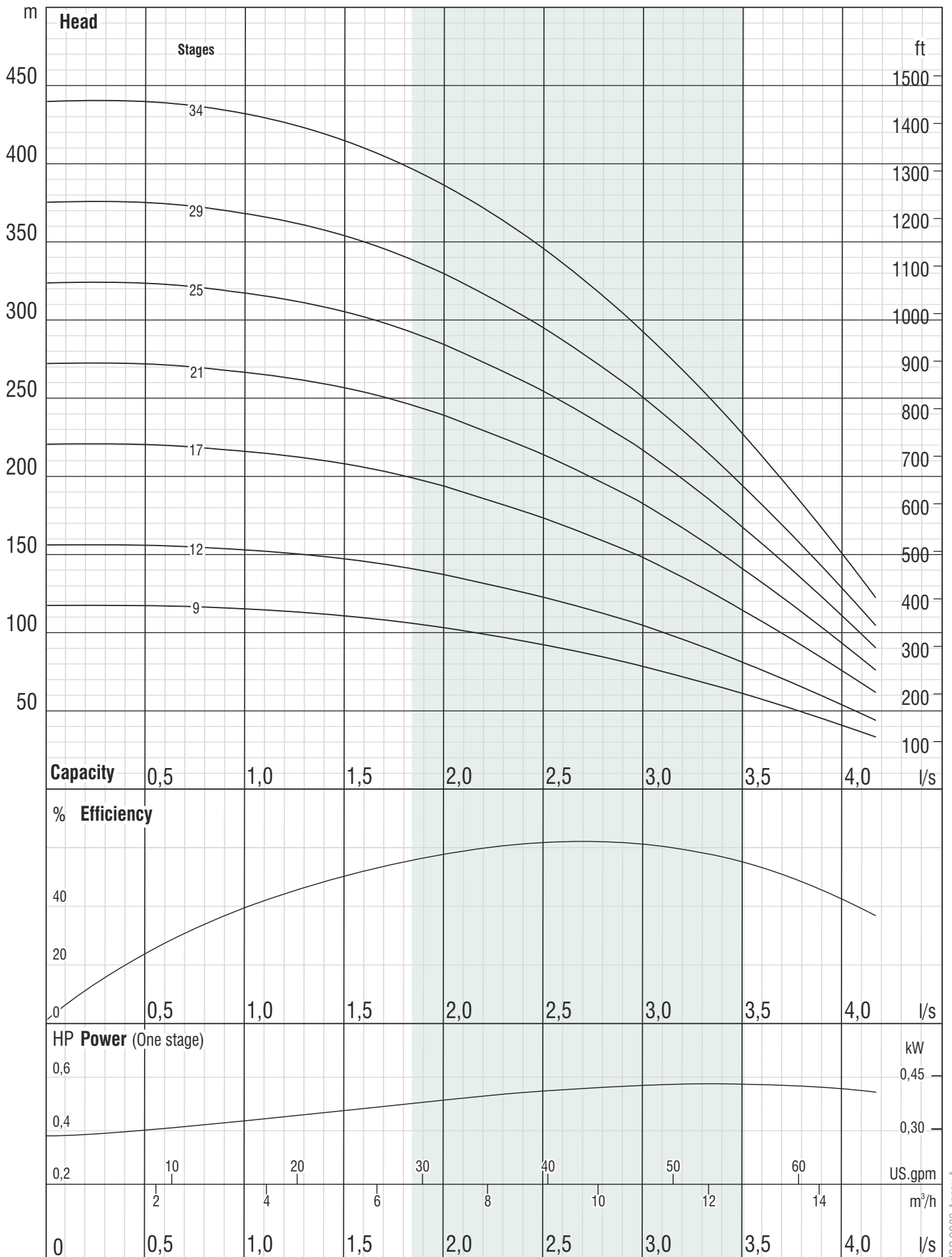
Performance Data

Pump Code	Stage	Motor Power		m³/h l/s	0	2,50	5	7,50	10	12,50	13	15
		HP	kW		0	0,69	1,39	2,08	2,78	3,47	3,61	4,17
TS CR 610/09	9	5,5	4	Head (m)	117	116	112	101	85	62	57	33
TS CR 610/12	12	7,5	5,5		156	156	148	135	113	82	75	44
TS CR 610/17	17	10	7,5		221	221	211	191	161	116	106	62
TS CR 610/21	21	12,5	9,3		273	272	260	237	198	143	131	77
TS CR 610/25	25	15	11		324	324	309	281	236	172	157	91
TS CR 610/29	29	17,5	13		377	376	359	327	272	199	183	106
TS CR 610/34	34	20	15		441	443	421	382	321	231	211	123

Dimensions and Weights

Pump Code	Dimensions (mm)					Weights (kg)		
	L	LM	LP	ΦM	ΦP	Pump	Motor	Total
TS CR 610/09	1504	649	855	142	142	40	45	85
TS CR 610/12	1668	678	990	142	142	43,5	54	97,5
TS CR 610/17	1973	758	1215	142	142	50	69	119
TS CR 610/21	2195	800	1395	142	142	55	81	136
TS CR 610/25	2426	851	1575	142	142	60	93	153
TS CR 610/29	2666	911	1755	142	142	65	105	170
TS CR 610/34	2953	973	1980	142	142	72	120	192





The hydraulic working characteristics have been taken with water at 15°C, at the atmospheric pressure of 1 bar and specific gravity is 1 gr/cm³. Due to continuous improvement in design we reserve the right to amend specifications or data without prior notice.

ISO 9906 Annex A

TS CR 614

Cast Iron Submersible Pumps (50 Hz)

8 Vanes / 2900 Rpm (CCW) / 2½" (inside threaded) Outlet Connection Dia. / 19 mm Shaft Diameter

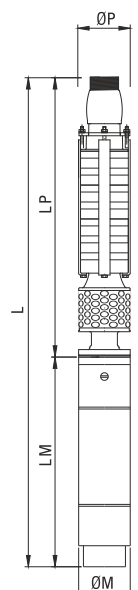


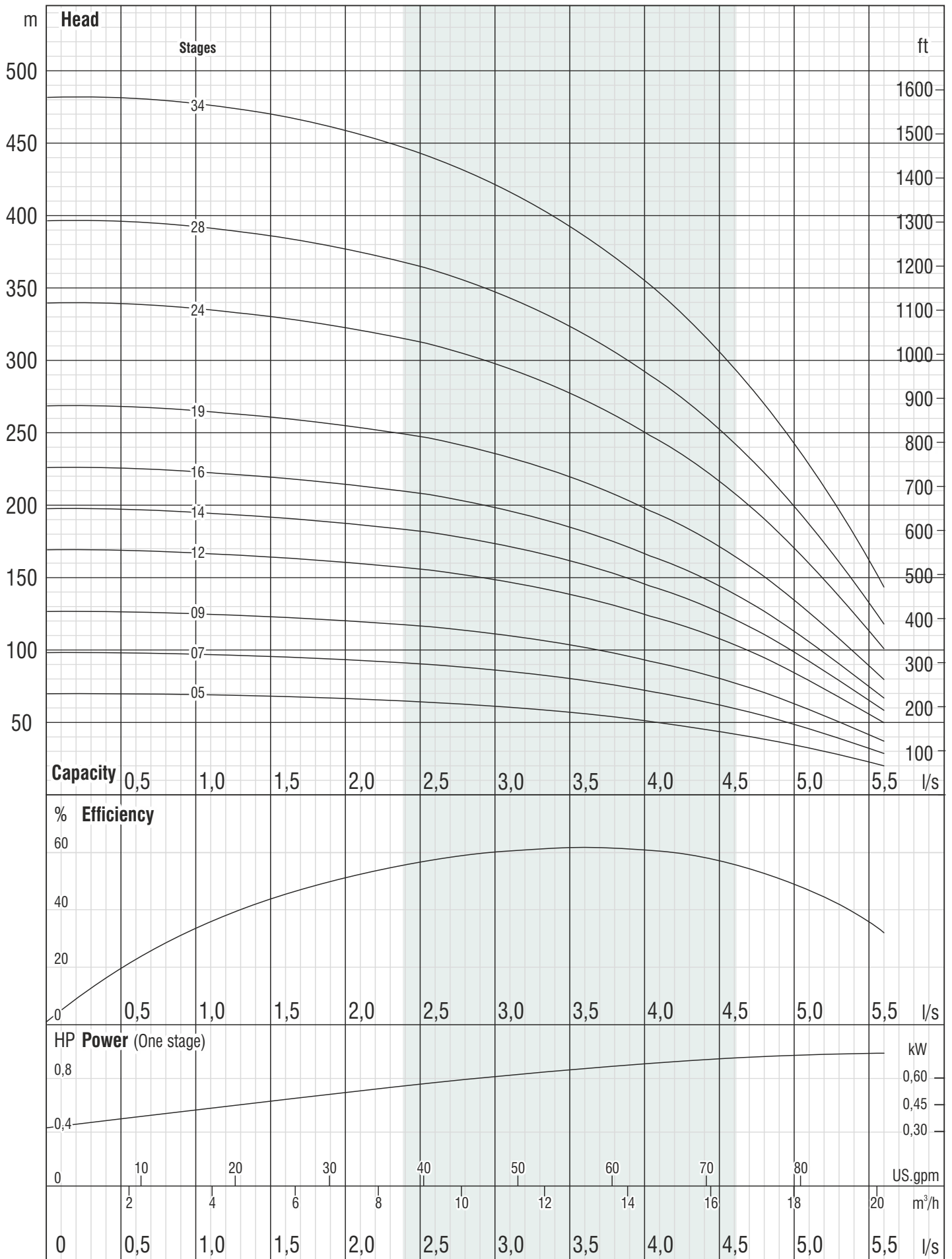
Performance Data

Pump Code	Stage	Motor Power		m³/h l/s	0	5	7,50	10	12,50	15	17,50	20
		HP	kW		0	1,39	2,08	2,78	3,47	4,17	4,86	5,56
TS CR 614/05	5	5,5	4	Head (m)	72	70	68	65	58	50	39	22
TS CR 614/07	7	7,5	5,5		100	98	95	90	82	70	55	31
TS CR 614/09	9	10	7,5		130	126	122	116	105	91	71	40
TS CR 614/12	12	12,5	9,3		171	168	163	154	140	121	93	52
TS CR 614/14	14	15	11		202	196	192	181	162	141	109	62
TS CR 614/16	16	17,5	13		230	223	219	206	187	161	123	71
TS CR 614/19	19	20	15		271	265	259	243	223	191	147	81
TS CR 614/24	24	25	18,5		342	333	326	307	280	240	185	103
TS CR 614/28	28	30	22		400	391	381	359	325	280	216	121
TS CR 614/34	34	35	26,5		485	472	461	435	393	339	261	146

Dimensions and Weights

Pump Code	Dimensions (mm)					Weights (kg)		
	L	LM	LP	ΦM	ΦP	Pump	Motor	Total
TS CR 614/05	1324	649	675	142	142	40	33	73
TS CR 614/07	1443	678	765	142	142	43,5	39	82,5
TS CR 614/09	1613	758	855	142	142	50	45	95
TS CR 614/12	1790	800	990	142	142	55	54	109
TS CR 614/14	1931	851	1080	142	142	60	60	120
TS CR 614/16	2081	911	1170	142	142	65	66	131
TS CR 614/19	2278	973	1305	142	142	72	75	147
TS CR 614/24	2536	1006	1530	142	142	76	90	166
TS CR 614/28	2816	1106	1710	142	142	87	102	189
TS CR 614/34	3197	1217	1980	142	142	98	120	218





The hydraulic working characteristics have been taken with water at 15°C, at the atmospheric pressure of 1 bar and specific gravity is 1 gr/cm³. Due to continuous improvement in design we reserve the right to amend specifications or data without prior notice.

ISO 9906 Annex A

TS C 640

Cast Iron Submersible Pumps (50 Hz)

5 Vanes / 2900 Rpm (CCW) / 2½" (inside threaded) Outlet Connection Dia. / 25,4 mm Shaft Diameter

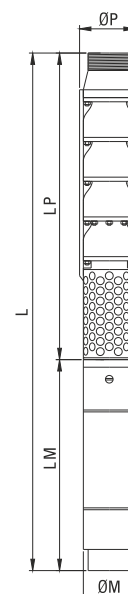


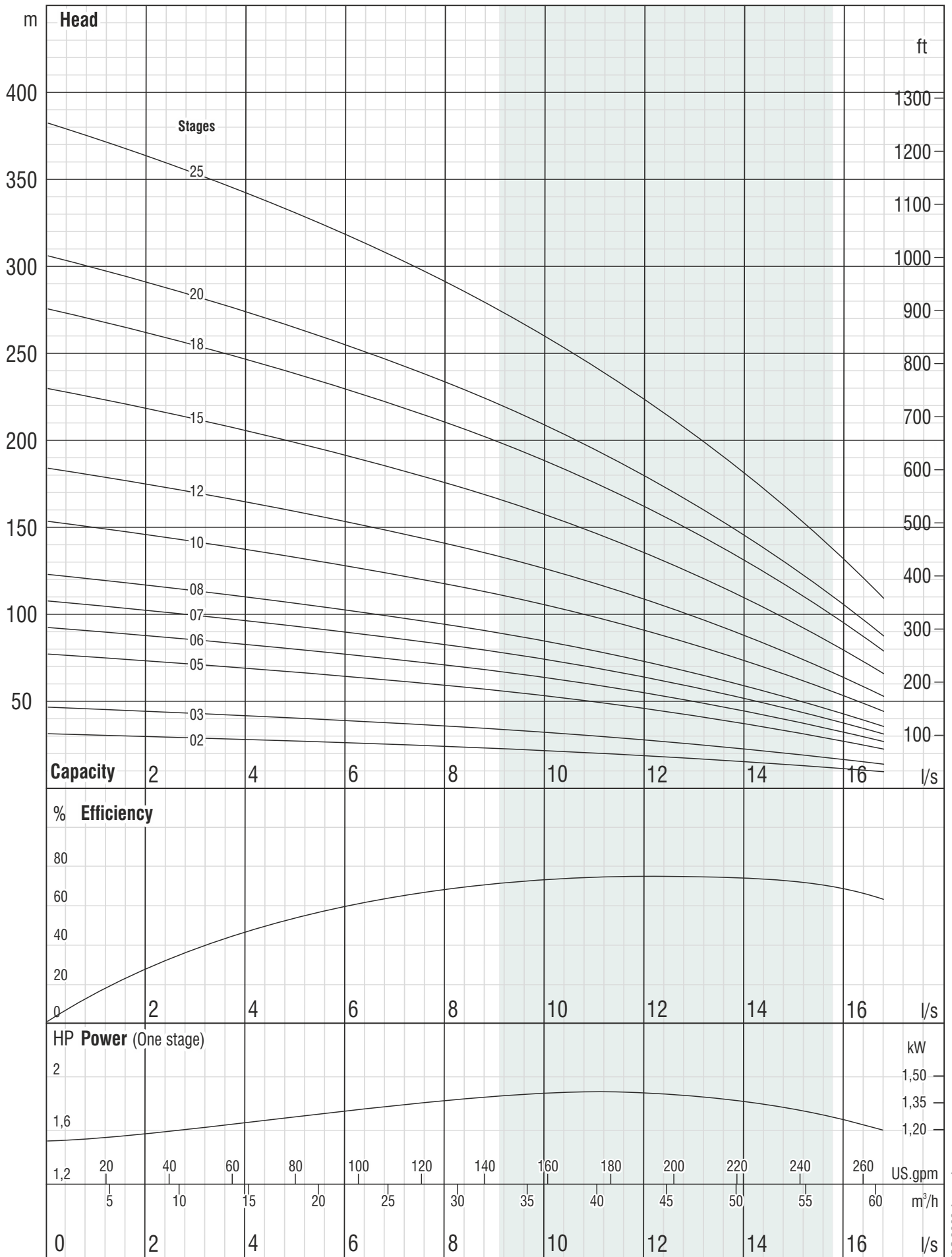
Performance Data

Pump Code	Stage	Motor Power		m³/h l/s	0	20	30	40	45	50	55	60
		HP	kW		0	5,56	8,33	11,11	12,50	13,89	15,28	16,67
TS C 640/02	2	5,5	4	Head (m)	32	27	24	20	18	15	13	10
TS C 640/03	3	7,5	5,5		47	40	35	30	26	23	19	14
TS C 640/05	5	10	7,5		77	66	59	50	43	37	31	23
TS C 640/06	6	12,5	9,3		93	80	70	59	52	44	37	28
TS C 640/07	7	15	11		109	91	81	69	62	52	42	31
TS C 640/08	8	17,5	13		123	105	92	79	71	61	50	37
TS C 640/10	10	20	15		155	133	116	97	86	73	63	45
TS C 640/12	12	25	18,5		186	157	140	116	102	90	71	53
TS C 640/15	15	30	22		233	196	172	145	130	111	91	67
TS C 640/18	18	35	26,5		277	235	207	173	153	131	109	81
TS C 640/20	20	40	30		309	261	231	192	173	147	120	90
TS C 640/25	25	50	37		383	325	287	243	212	182	150	113

Dimensions and Weights

Pump Code	Dimensions (mm)					Weights (kg)		
	L	LM	LP	ΦM	ΦP	Pump	Motor	Total
TS C 640/02	1285	649	636	142	142	40	26	66
TS C 640/03	1439	678	761	142	142	44	32	76
TS C 640/05	1769	758	1011	142	142	50	45	95
TS C 640/06	1936	800	1136	142	142	55	52	107
TS C 640/07	2112	851	1261	142	142	60	58	118
TS C 640/08	2297	911	1386	142	142	65	65	130
TS C 640/10	2609	973	1636	142	142	72	78	150
TS C 640/12	2892	1006	1886	142	142	76	91	167
TS C 640/15	3367	1106	2261	142	142	87	110	197
TS C 640/18	3853	1217	2636	142	142	98	130	228
TS C 640/20	4133	1247	2886	142	142	103	143	246
TS C 640/25	4858	1347	3511	142	142	110	175	285





The hydraulic working characteristics have been taken with water at 15°C, at the atmospheric pressure of 1 bar and specific gravity is 1 gr/cm³. Due to continuous improvement in design we reserve the right to amend specifications or data without prior notice.

ISO 9906 Annex A

TS C 645

Cast Iron Submersible Pumps (50 Hz)

5 Vanes / 2900 Rpm (CCW) / 3"-4" (inside-outside threaded) Outlet Connection Dia. / 25,4 mm Shaft Diameter

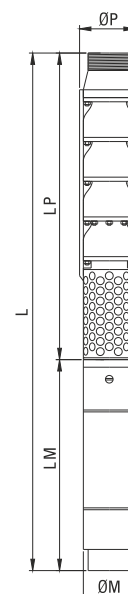


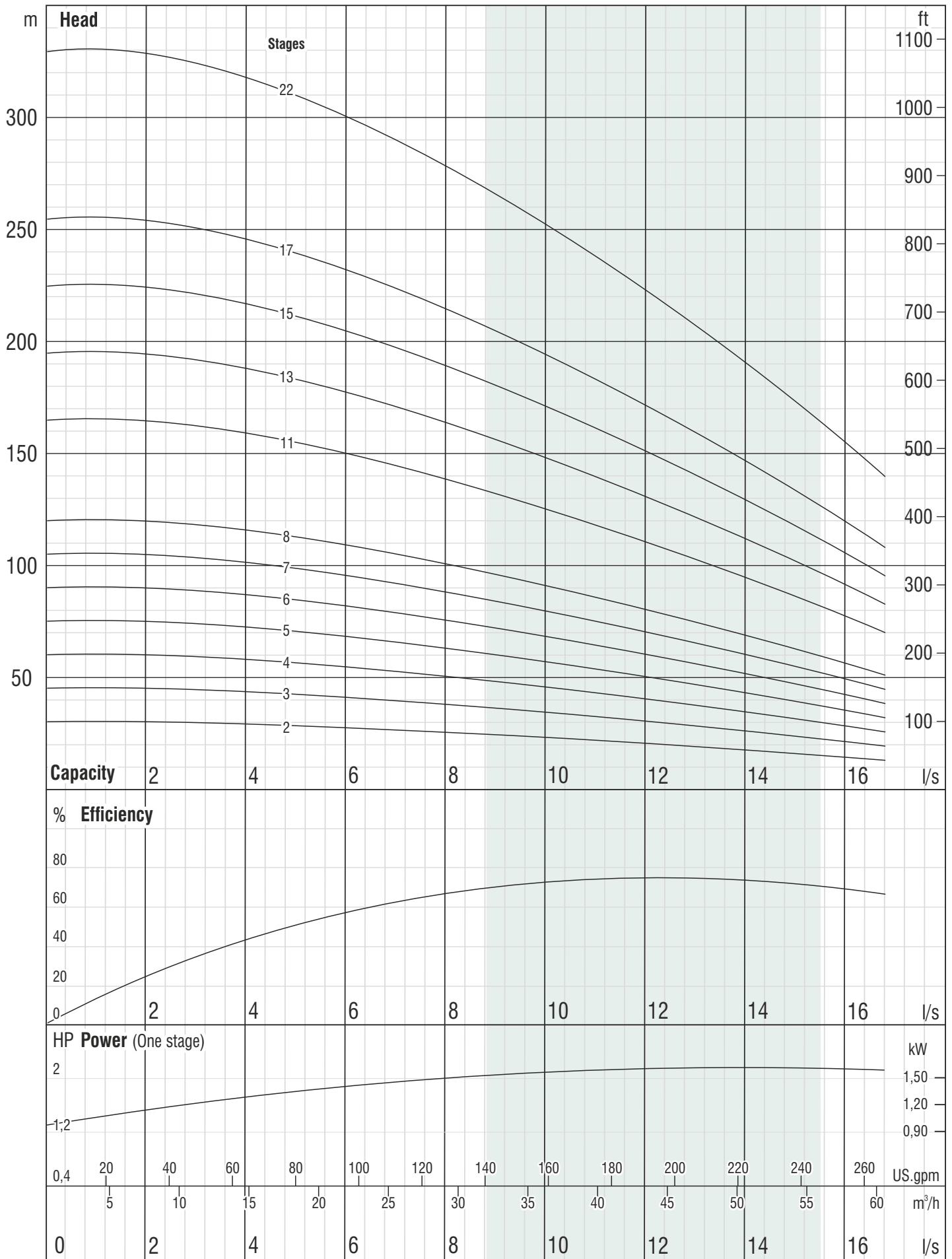
Performance Data

Pump Code	Stage	Motor Power		m ³ /h l/s	0	20	30	40	45	50	55	60
		HP	kW		0	5,56	8,33	11,11	12,50	13,89	15,28	16,67
TS C 645/02	2	5,5	4	Head (m)	31	29	26	22	20	18	16	14
TS C 645/03	3	7,5	5,5		46	43	38	33	30	27	24	20
TS C 645/04	4	10	7,5		61	56	51	44	41	36	31	26
TS C 645/05	5	12,5	9,3		77	71	63	54	51	44	40	33
TS C 645/06	6	15	11		91	84	76	66	61	53	47	41
TS C 645/07	7	17,5	13		107	100	90	77	71	62	55	46
TS C 645/08	8	20	15		121	112	103	87	81	73	62	52
TS C 645/11	11	25	18,5		167	153	140	120	110	99	85	71
TS C 645/13	13	30	22		197	181	162	143	129	115	101	85
TS C 645/15	15	35	26,5		227	211	189	161	149	131	116	97
TS C 645/17	17	40	30		257	237	212	183	167	151	133	111
TS C 645/22	22	50	37		331	307	275	237	216	192	170	141

Dimensions and Weights

Pump Code	Dimensions (mm)					Weights (kg)		
	L	LM	LP	ΦM	ΦP	Pump	Motor	Total
TS C 645/02	1285	649	636	142	147	40	26	66
TS C 645/03	1439	678	761	142	147	44	32	76
TS C 645/04	1644	758	886	142	147	50	39	89
TS C 645/05	1811	800	1011	142	147	55	45	100
TS C 645/06	1987	851	1136	142	147	60	52	112
TS C 645/07	2172	911	1261	142	147	65	58	123
TS C 645/08	2359	973	1386	142	147	72	65	137
TS C 645/11	2767	1006	1761	142	147	76	84	160
TS C 645/13	3117	1106	2011	142	147	87	97	184
TS C 645/15	3478	1217	2261	142	147	98	110	208
TS C 645/17	3758	1247	2511	142	147	103	123	226
TS C 645/22	4483	1347	3136	142	147	110	156	266





The hydraulic working characteristics have been taken with water at 15°C, at the atmospheric pressure of 1 bar and specific gravity is 1 gr/cm³. Due to continuous improvement in design we reserve the right to amend specifications or data without prior notice.

ISO 9906 Annex A

TS C 655

Cast Iron Submersible Pumps (50 Hz)

7 Vanes / 2900 Rpm (CCW) / 3"-4" (inside-outside threaded) Outlet Connection Dia. / 25,4 mm Shaft Diameter

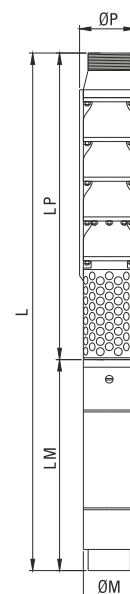


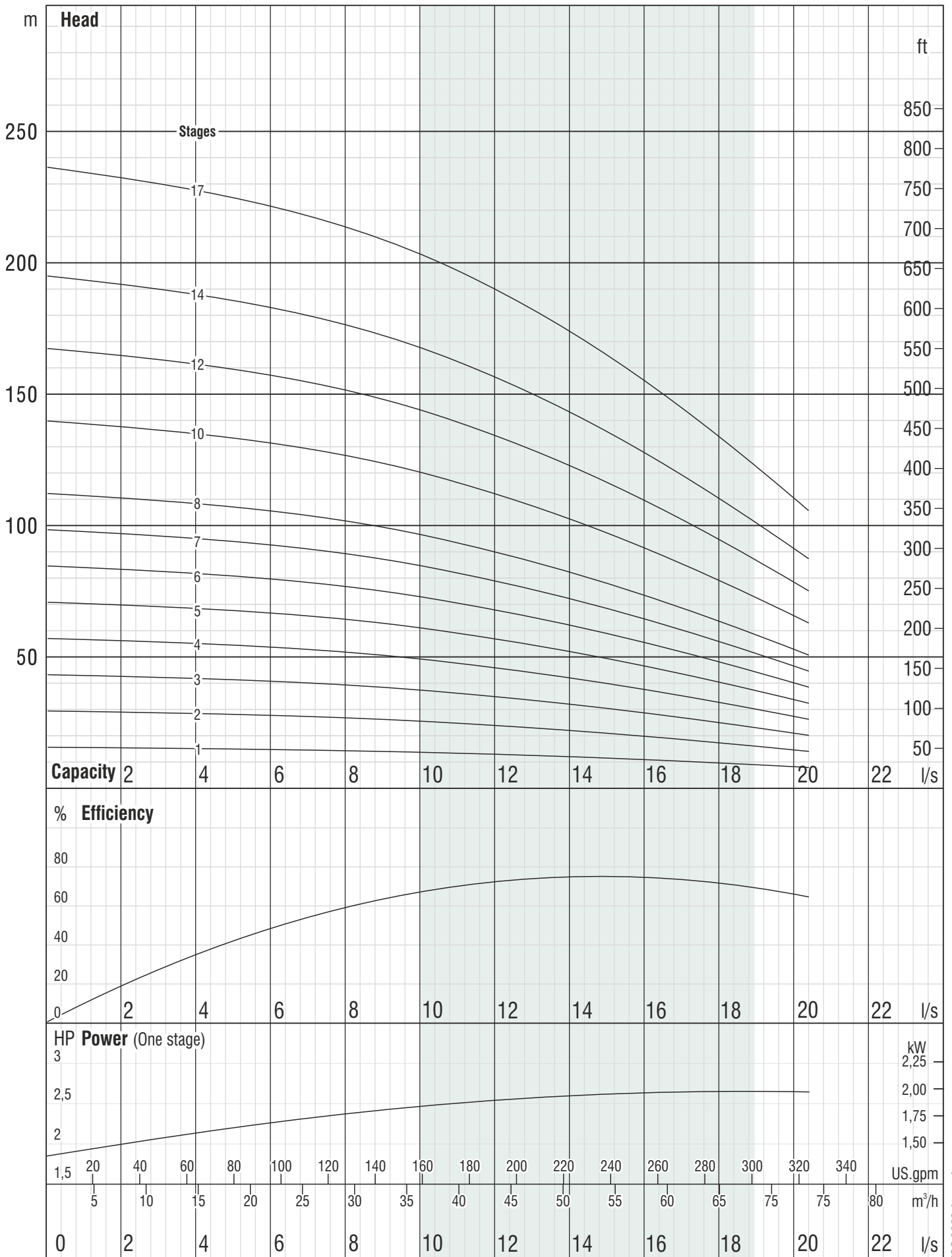
Performance Data

Pump Code	Stage	Motor Power		m ³ /h l/s	0	20	30	40	50	55	60	75
		HP	kW		0	5,56	8,33	11,11	13,89	15,28	16,67	20,83
TS C 655/01	1	5,5	4	Head (m)	15	14	13	12	11	11	10	7
TS C 655/02	2	7,5	5,5		29	27	26	24	22	20	19	13
TS C 655/03	3	10	7,5		43	41	40	36	32	31	29	21
TS C 655/04	4	12,5	9,3		58	54	51	49	43	41	38	27
TS C 655/05	5	15	11		71	68	64	61	53	52	47	32
TS C 655/06	6	17,5	13		86	83	77	71	65	61	56	40
TS C 655/07	7	20	15		101	93	91	83	75	71	65	45
TS C 655/08	8	25	18,5		113	109	101	95	86	81	72	53
TS C 655/10	10	30	22		141	133	129	120	106	100	93	63
TS C 655/12	12	35	26,5		170	161	152	141	127	120	110	76
TS C 655/14	14	40	30		197	187	179	165	149	139	127	90
TS C 655/17	17	50	37		240	226	216	201	181	167	153	107

Dimensions and Weights

Pump Code	Dimensions (mm)					Weights (kg)		
	L	LM	LP	ΦM	ΦP	Pump	Motor	Total
TS C 655/01	1160	649	511	142	147	40	19	59
TS C 655/02	1314	678	636	142	147	44	26	69
TS C 655/03	1519	758	761	142	147	50	32	82
TS C 655/04	1686	800	886	142	147	55	39	94
TS C 655/05	1862	851	1011	142	147	60	45	105
TS C 655/06	2047	911	1136	142	147	65	52	117
TS C 655/07	2234	973	1261	142	147	72	58	130
TS C 655/08	2392	1006	1386	142	147	76	65	141
TS C 655/10	2742	1106	1636	142	147	87	78	165
TS C 655/12	3103	1217	1886	142	147	98	91	189
TS C 655/14	3383	1247	2136	142	147	103	104	207
TS C 655/17	3858	1347	2511	142	147	110	123	233





The hydraulic working characteristics have been taken with water at 15°C, at the atmospheric pressure of 1 bar and specific gravity is 1 gr/cm³. Due to continuous improvement in design we reserve the right to amend specifications or data without prior notice.

ISO 9906 Annex A

TS C 772

Cast Iron Submersible Pumps (50 Hz)

6 Vanes / 2900 Rpm (CCW) / 4"-5" (inside-outside threaded) Outlet Connection Dia. / 25,4 mm Shaft Diameter

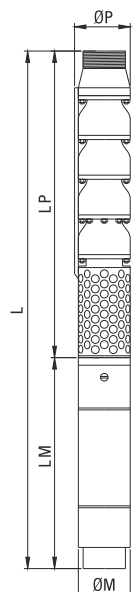


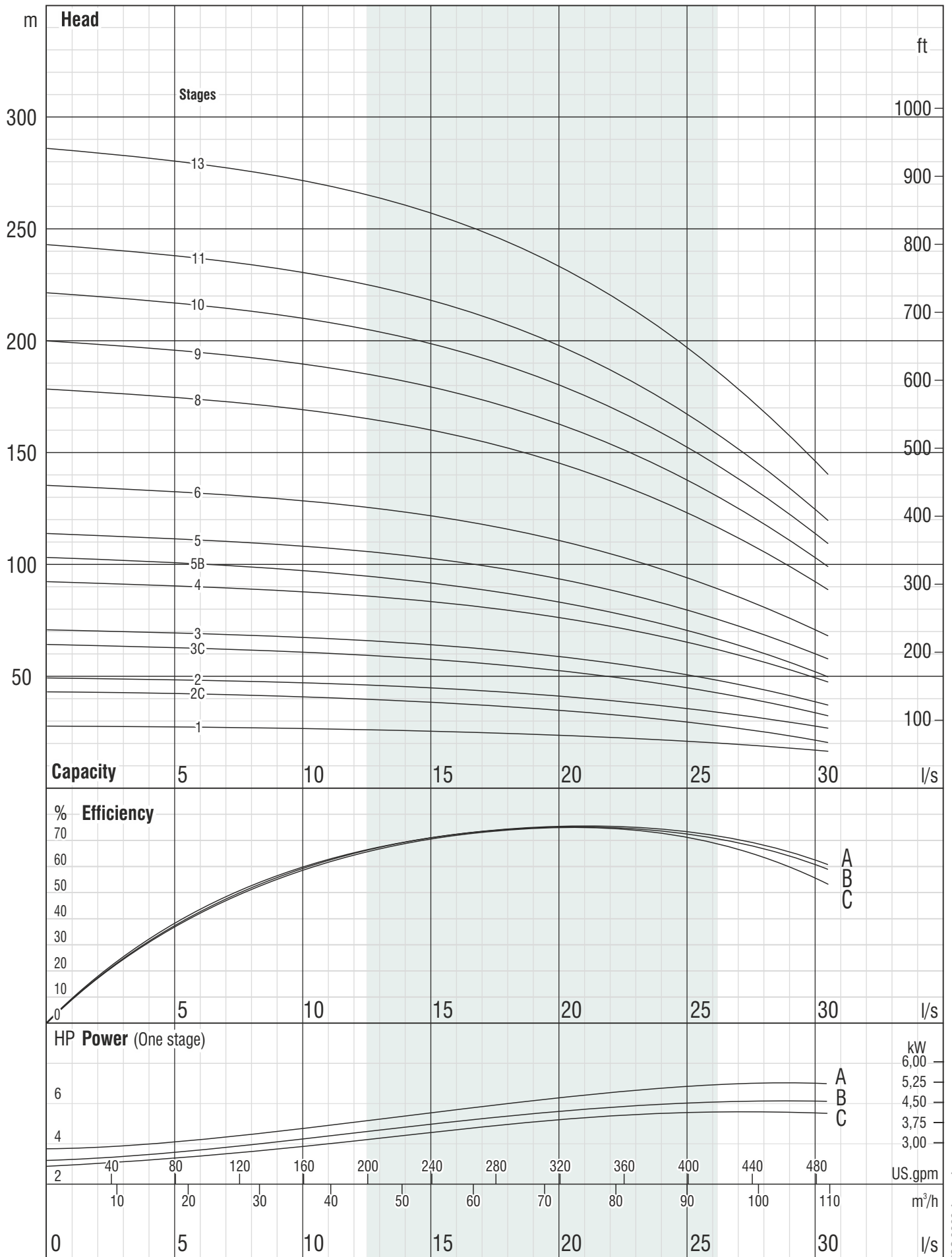
Performance Data

Pump Code	Stage	Motor Power		m ³ /h l/s	0	40	60	70	80	90	100	110
		HP	kW		0	11,11	16,67	19,44	22,22	25,00	27,78	30,56
TS C 772/01	1	7,5	5,5	Head (m)	23	22	20	19	18	16	14	12
TS C 772/02C	2	12,5	9,3		39	36	33	31	28	25	21	16
TS C 772/02	2	15	11		45	42	40	37	34	31	27	22
TS C 772/03B	3	20	15		61	57	52	50	45	41	35	29
TS C 772/03	3	25	18,5		68	63	61	56	51	47	42	33
TS C 772/04	4	30	22		91	85	80	73	70	61	53	43
TS C 772/05B	5	35	26,5		103	93	87	81	76	69	59	47
TS C 772/05	5	40	30		111	105	99	92	86	77	67	55
TS C 772/06	6	50	37		133	126	117	113	101	91	81	65
TS C 772/08	8	60	45		179	167	156	147	136	121	106	86
TS C 772/09	9	70	52		201	189	175	165	152	137	120	97
TS C 772/10	10	75	55		221	210	193	182	170	152	131	109
TS C 772/11	11	90	67		243	230	212	203	186	169	145	119
TS C 772/13	13	100	75	289	273	251	237	221	199	173	140	

Dimensions and Weights

Pump Code	Dimensions (mm)					Weights (kg)		
	L	LM	LP	ΦM	ΦP	Pump	Motor	Total
TS C 772/01	1281	678	603	142	175	44	19	63
TS C 772/02C	1528	800	728	142	175	55	30	85
TS C 772/02	1579	851	728	142	175	60	30	90
TS C 772/03B	1826	973	853	142	175	72	41	113
TS C 772/03	1859	1006	853	142	175	76	41	117
TS C 772/04	2084	1106	978	142	175	87	52	139
TS C 772/05B	2320	1217	1103	142	175	98	63	161
TS C 772/05	2350	1247	1103	142	175	103	63	166
TS C 772/06	2344	1116	1228	192	175	138	74	212
TS C 772/08	2679	1201	1478	192	175	152	96	248
TS C 772/09	2889	1286	1603	192	175	170	107	277
TS C 772/10	3014	1286	1728	192	175	170	118	288
TS C 772/11	3219	1366	1853	192	175	186	129	315
TS C 772/13	3494	1391	2103	192	175	195	151	346





The hydraulic working characteristics have been taken with water at 15°C, at the atmospheric pressure of 1 bar and specific gravity is 1 gr/cm³. Due to continuous improvement in design we reserve the right to amend specifications or data without prior notice.

ISO 9906 Annex A

TS CR 840

Cast Iron Submersible Pumps (50 Hz)

7 Vanes / 2900 Rpm (CCW) / 3"-4" (inside-outside threaded) Outlet Connection Dia. / 25,4 mm Shaft Diameter

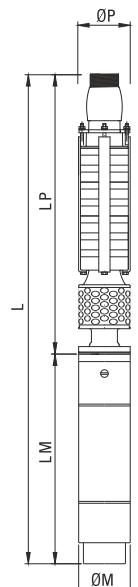


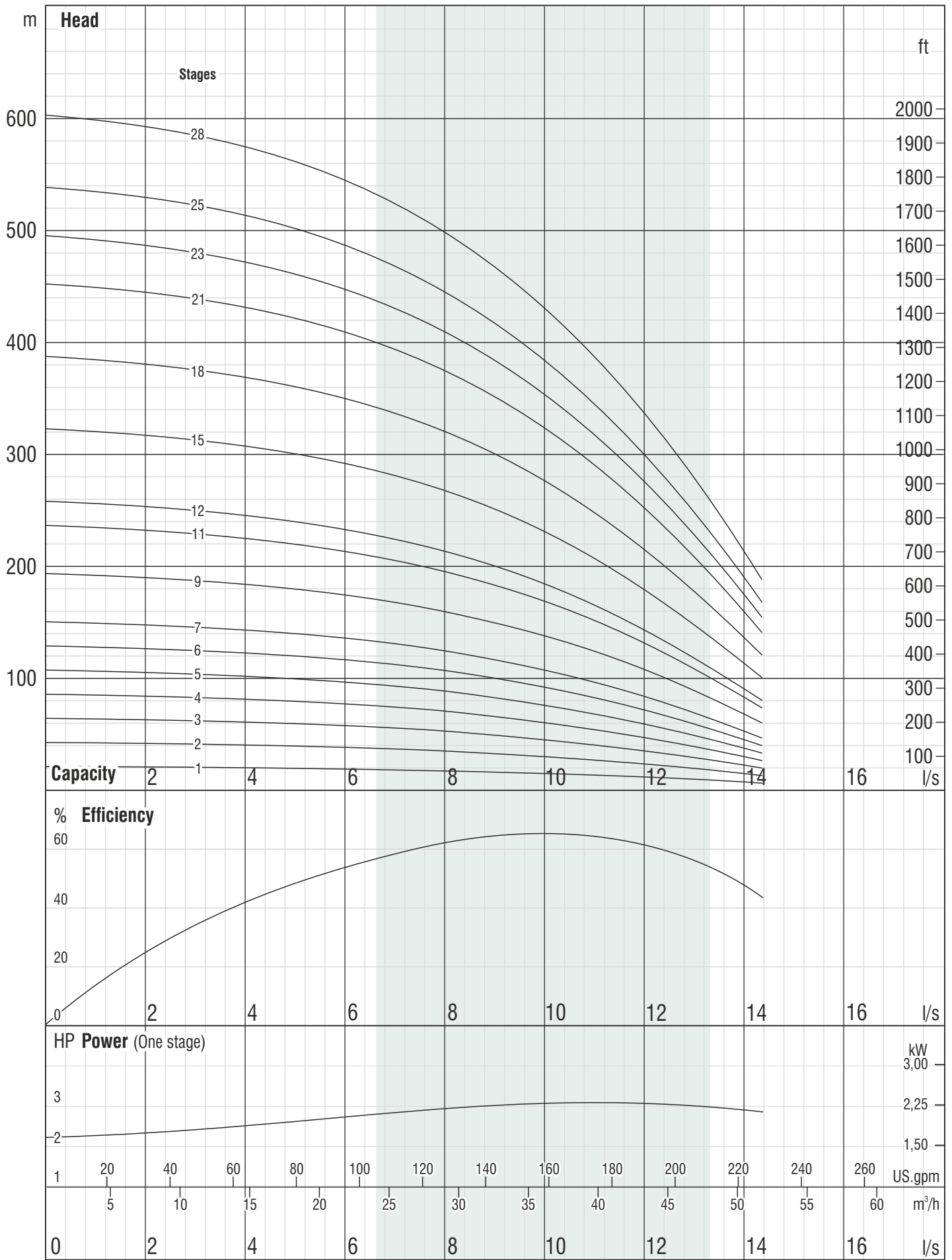
Performance Data

Pump Code	Stage	Motor Power		m ³ /h l/s	0	10	20	30	35	40	45	50
		HP	kW		0	2,78	5,56	8,33	9,72	11,11	12,50	13,89
TS CR 840/01	1	5,5	4	Head (m)	23	22	21	18	16	14	11	8
TS CR 840/02	2	7,5	5,5		44	43	40	35	32	27	21	14
TS CR 840/03	3	10	7,5		66	63	61	52	47	41	31	21
TS CR 840/04	4	15	11		88	84	80	71	62	53	41	29
TS CR 840/05	5	17,5	13		111	106	101	88	78	67	51	36
TS CR 840/06	6	20	15		133	127	121	105	93	81	62	41
TS CR 840/07	7	25	18,5		152	149	140	121	110	92	72	50
TS CR 840/09	9	30	22		196	190	179	156	141	120	92	62
TS CR 840/11	11	35	26,5		240	233	219	193	171	143	112	76
TS CR 840/12	12	40	30		261	251	237	209	185	157	122	82
TS CR 840/15	15	50	37		325	313	296	260	233	196	152	102
TS CR 840/18	18	60	45		390	377	355	313	277	235	183	122
TS CR 840/21	21	70	52		453	440	413	361	322	273	213	142
TS CR 840/23	23	75	55		497	483	452	396	353	301	233	157
TS CR 840/25	25	80	60		541	522	491	433	383	326	253	171
TS CR 840/28	28	90	67		603	585	553	481	431	363	285	191

Dimensions and Weights

Pump Code	Dimensions (mm)					Weights (kg)		
	L	LM	LP	ΦM	ΦP	Pump	Motor	Total
TS CR 840/01	1262	649	613	142	198	40	50	90
TS CR 840/02	1345	678	667	142	198	43,5	55	98,5
TS CR 840/03	1479	758	721	142	198	50	60	110
TS CR 840/04	1626	851	775	142	198	60	65	125
TS CR 840/05	1740	911	829	142	198	65	70	135
TS CR 840/06	1856	973	883	142	198	72	75	147
TS CR 840/07	1943	1006	937	142	198	76	80	156
TS CR 840/09	2151	1106	1045	142	198	87	90	177
TS CR 840/11	2370	1217	1153	142	198	98	100	198
TS CR 840/12	2263	1056	1207	192	198	129	105	234
TS CR 840/15	2485	1116	1369	192	198	138	120	258
TS CR 840/18	2732	1201	1531	192	198	152	135	287
TS CR 840/21	2979	1286	1693	192	198	170	150	320
TS CR 840/23	3087	1286	1801	192	198	170	160	330
TS CR 840/25	3250	1341	1909	192	198	185	170	355
TS CR 840/28	3437	1366	2071	192	198	186	185	371





The hydraulic working characteristics have been taken with water at 15°C, at the atmospheric pressure of 1 bar and specific gravity is 1 gr/cm³. Due to continuous improvement in design we reserve the right to amend specifications or data without prior notice.

ISO 9906 Annex A

TS CR 855

Cast Iron Submersible Pumps (50 Hz)

7 Vanes / 2900 Rpm (CCW) / 3"-4" (inside-outside threaded) Outlet Connection Dia. / 25,4 mm Shaft Diameter

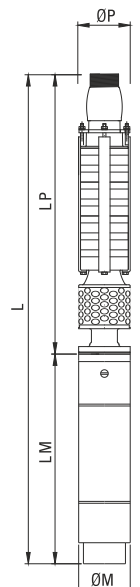


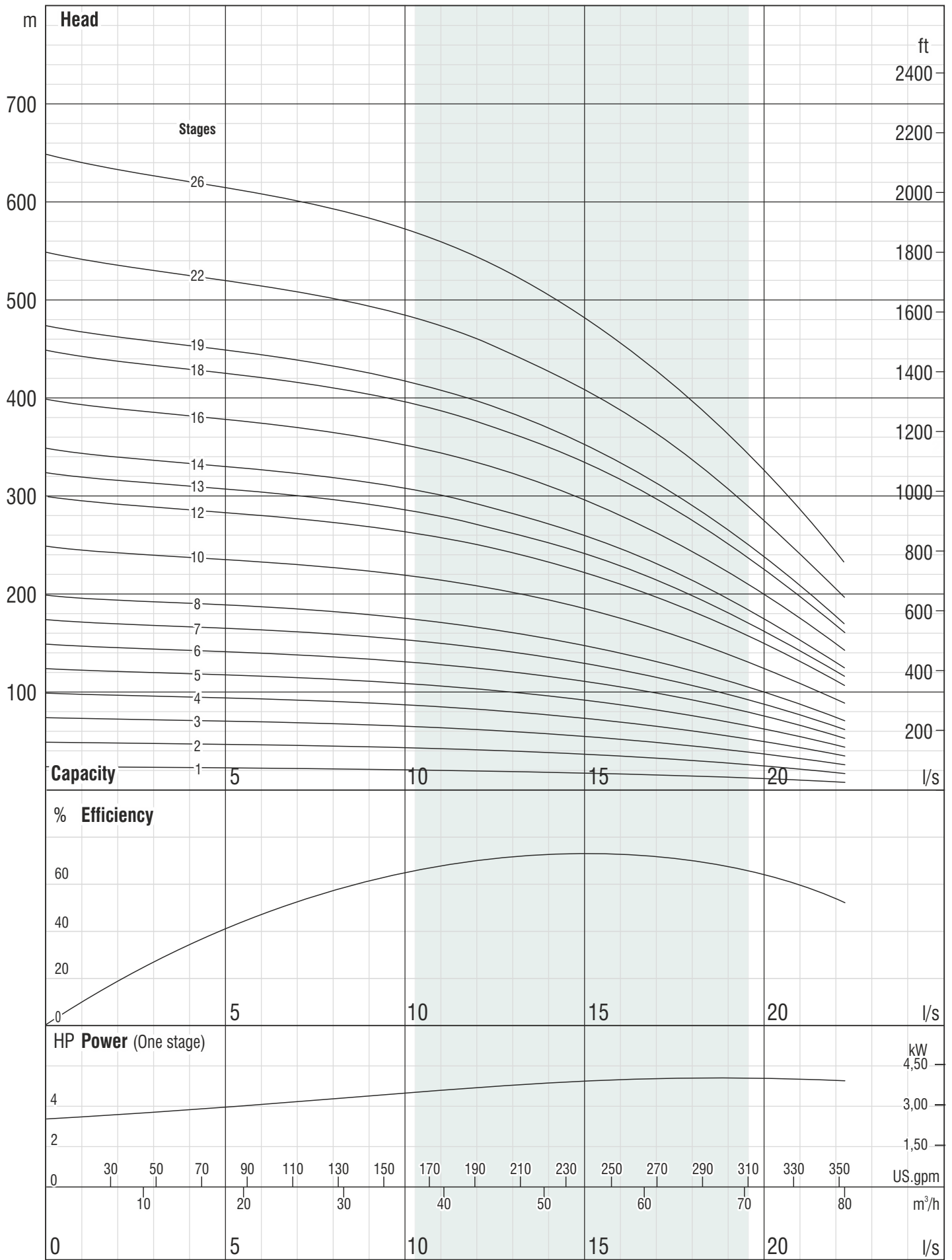
Performance Data

Pump Code	Stage	Motor Power		m ³ /h l/s	0	30	40	50	55	60	70	80
		HP	kW		0	8,33	11,11	13,89	15,28	16,67	19,44	22,22
TS CR 855/01	1	7,5	5,5	Head (m)	26	24	22	20	19	18	14	10
TS CR 855/02	2	12,5	9,3		51	46	44	40	38	35	28	19
TS CR 855/03	3	17,5	13		76	70	65	60	56	51	41	29
TS CR 855/04	4	25	18,5		101	92	88	80	74	69	54	38
TS CR 855/05	5	30	22		126	114	109	99	92	86	68	47
TS CR 855/06	6	35	26,5		153	139	131	120	111	102	81	56
TS CR 855/07	7	40	30		176	161	151	139	131	121	95	65
TS CR 855/08	8	50	37		203	182	172	159	149	136	109	73
TS CR 855/10	10	60	45		253	229	216	197	185	171	135	91
TS CR 855/12	12	70	52		303	273	260	236	223	203	161	110
TS CR 855/13	13	75	55		325	296	281	255	240	223	175	119
TS CR 855/14	14	80	60		351	320	303	275	259	237	189	127
TS CR 855/16	16	90	67		401	363	343	313	293	273	215	145
TS CR 855/18	18	100	75		451	410	387	352	333	305	243	162
TS CR 855/19	19	110	81		475	431	409	371	350	323	255	171
TS CR 855/22	22	125	92		550	501	471	433	403	371	295	200
TS CR 855/26	26	150	110	650	591	559	510	477	440	349	235	

Dimensions and Weights

Pump Code	Dimensions (mm)					Weights (kg)		
	L	LM	LP	ΦM	ΦP	Pump	Motor	Total
TS CR 855/01	1291	678	613	142	198	43,5	50	93,5
TS CR 855/02	1467	800	667	142	198	55	55	110
TS CR 855/03	1632	911	721	142	198	65	60	125
TS CR 855/04	1781	1006	775	142	198	76	65	141
TS CR 855/05	1935	1106	829	142	198	87	70	157
TS CR 855/06	2100	1217	883	142	198	98	75	173
TS CR 855/07	1993	1056	937	192	198	129	80	209
TS CR 855/08	2107	1116	991	192	198	138	85	223
TS CR 855/10	2300	1201	1099	192	198	152	95	247
TS CR 855/12	2493	1286	1207	192	198	170	105	275
TS CR 855/13	2547	1286	1261	192	198	170	110	280
TS CR 855/14	2656	1341	1315	192	198	185	115	300
TS CR 855/16	2789	1366	1423	192	198	186	125	311
TS CR 855/18	2922	1391	1531	192	198	195	135	330
TS CR 855/19	2955	1370	1585	231	198	256	140	396
TS CR 855/22	3177	1430	1747	231	198	284	155	439
TS CR 855/26	3473	1510	1963	231	198	311	175	486





ISO 9906 Annex A

The hydraulic working characteristics have been taken with water at 15°C, at the atmospheric pressure of 1 bar and specific gravity is 1 gr/cm³. Due to continuous improvement in design we reserve the right to amend specifications or data without prior notice.

TS C 890

Cast Iron Submersible Pumps (50 Hz)

5 Vanes / 2900 Rpm (CCW) / 5"-6" (inside-outside threaded) Outlet Connection Dia. / 30,16 mm Shaft Diameter

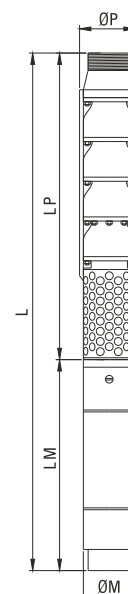


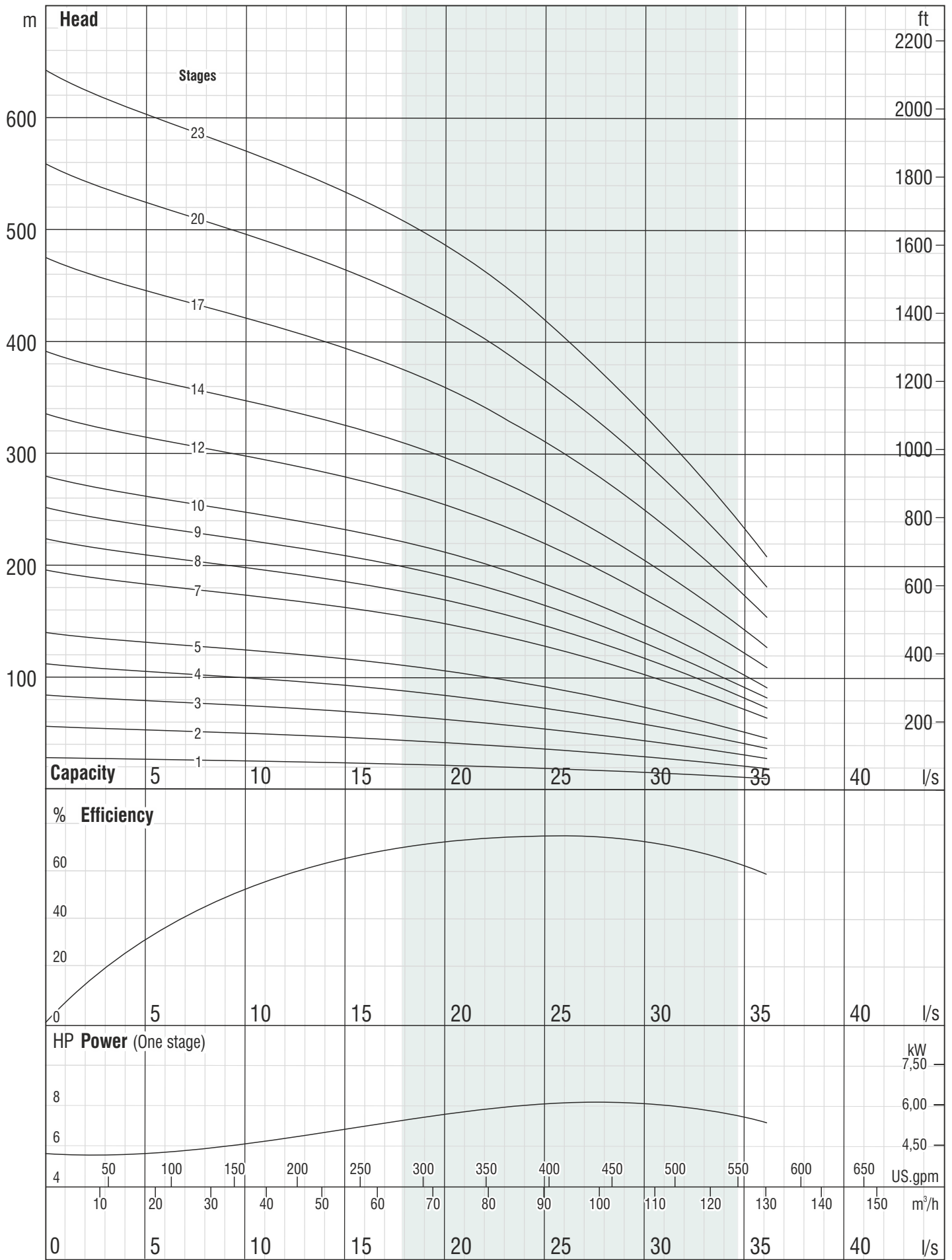
Performance Data

Pump Code	Stage	Motor Power		m ³ /h l/s	0	30	50	70	80	90	100	130
		HP	kW		0	8,33	13,89	19,44	22,22	25,00	27,78	36,11
TS C 890/01	1	10	7,5	Head (m)	29	26	25	22	21	19	17	10
TS C 890/02	2	17,5	13		57	51	48	44	41	37	34	19
TS C 890/03	3	30	22		85	77	72	65	61	56	51	29
TS C 890/04	4	35	26,5		113	102	95	87	81	74	67	38
TS C 890/05	5	50	37		141	128	121	109	101	92	83	47
TS C 890/07	7	60	45		197	179	167	153	143	131	116	65
TS C 890/08	8	70	52		225	203	191	172	163	149	131	73
TS C 890/09	9	80	60		252	230	213	193	183	166	150	82
TS C 890/10	10	90	67		283	253	237	215	203	183	165	91
TS C 890/12	12	100	75		337	303	285	259	243	223	199	111
TS C 890/14	14	125	92		392	355	331	303	283	257	231	129
TS C 890/17	17	150	110		476	431	401	365	343	311	280	155
TS C 890/20	20	175	129		561	506	472	430	401	367	329	181
TS C 890/23	23	200	147		643	581	543	492	461	421	377	210

Dimensions and Weights

Pump Code	Dimensions (mm)					Weights (kg)		
	L	LM	LP	ΦM	ΦP	Pump	Motor	Total
TS C 890/01	1447	758	689	142	203	50	37	87
TS C 890/02	1765	911	854	142	203	65	54	119
TS C 890/03	2125	1106	1019	142	203	87	70	157
TS C 890/04	2401	1217	1184	142	203	98	86	184
TS C 890/05	2465	1116	1349	192	203	138	102	240
TS C 890/07	2880	1201	1679	192	203	152	134	286
TS C 890/08	3130	1286	1844	192	203	170	150	320
TS C 890/09	3350	1341	2009	192	203	185	167	352
TS C 890/10	3540	1366	2174	192	203	186	183	369
TS C 890/12	3895	1391	2504	192	203	195	215	410
TS C 890/14	4264	1430	2834	231	203	284	247	531
TS C 890/17	4839	1510	3329	231	203	311	296	607
TS C 890/20	5434	1610	3824	231	203	338	344	682
TS C 890/23	6059	1740	4319	231	203	370	393	763





The hydraulic working characteristics have been taken with water at 15°C, at the atmospheric pressure of 1 bar and specific gravity is 1 gr/cm³. Due to continuous improvement in design we reserve the right to amend specifications or data without prior notice.

ISO 9906 Annex A

TS C 8100

Cast Iron Submersible Pumps (50 Hz)

5 Vanes / 2900 Rpm (CCW) / 5"-6" (inside-outside threaded) Outlet Connection Dia. / 30,16 mm Shaft Diameter

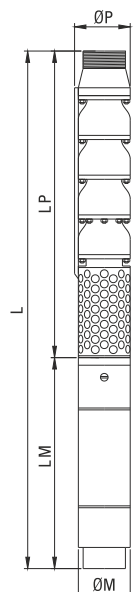


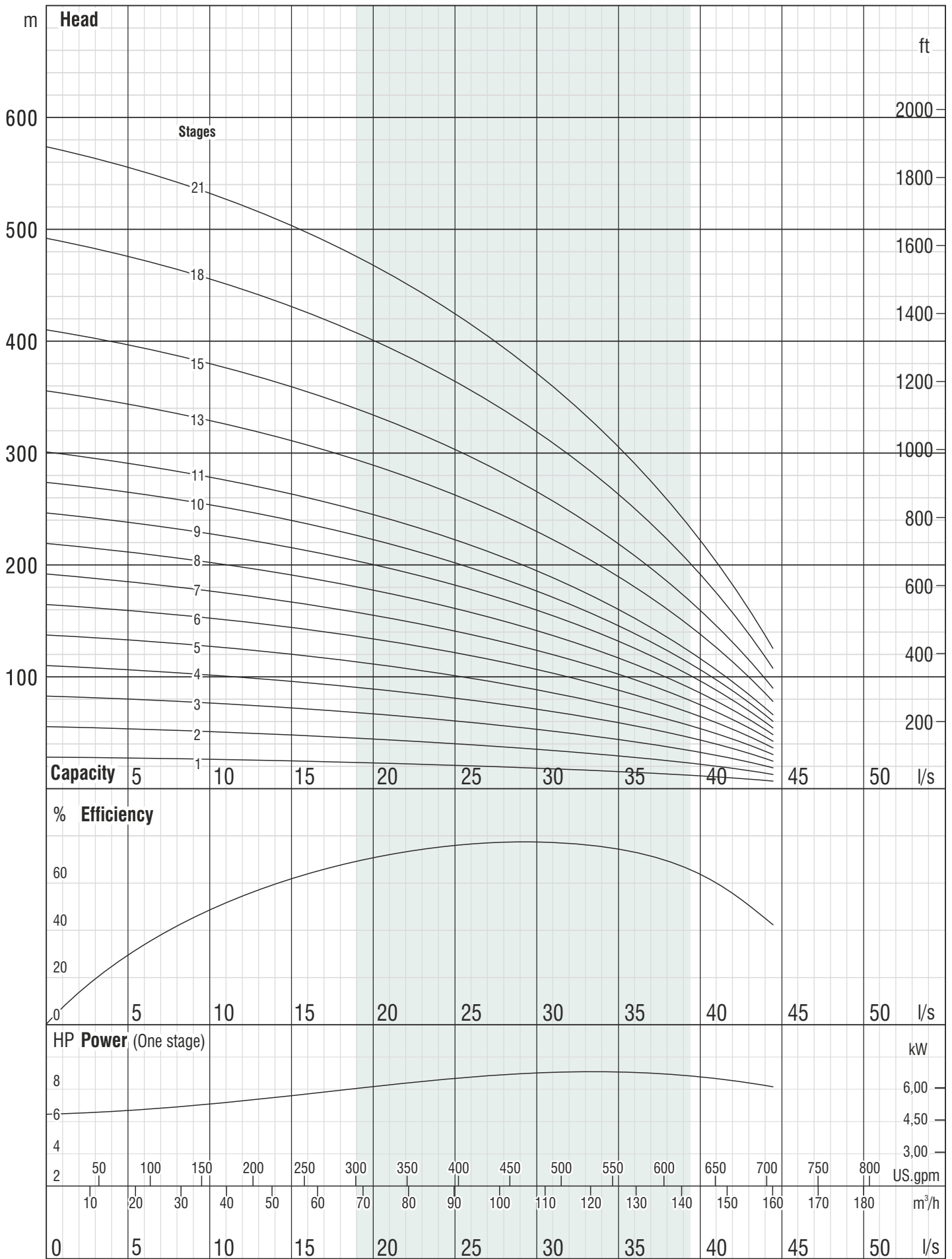
Performance Data

Pump Code	Stage	Motor Power		m ³ /h l/s	0	40	70	100	110	120	140	160
		HP	kW		0	11,11	19,44	27,78	30,56	33,33	38,89	44,44
TS C 8100/01	1	10	7,5	Head (m)	28	26	23	20	18	17	12	7
TS C 8100/02	2	20	15		56	51	46	39	36	32	24	13
TS C 8100/03	3	30	22		83	76	69	59	53	49	35	20
TS C 8100/04	4	40	30		111	101	91	78	71	64	48	25
TS C 8100/05	5	50	37		139	127	113	96	89	81	59	31
TS C 8100/06	6	60	45		166	151	137	115	106	96	73	39
TS C 8100/07	7	70	52		192	177	160	133	123	111	81	43
TS C 8100/08	8	80	60		221	201	181	152	143	127	93	50
TS C 8100/09	9	90	67		249	227	203	171	159	142	105	55
TS C 8100/10	10	100	75		275	251	227	193	176	160	117	63
TS C 8100/11	11	110	81		301	277	250	211	192	173	129	67
TS C 8100/13	13	125	92		357	327	293	247	229	206	153	80
TS C 8100/15	15	150	110		411	377	340	285	262	237	173	93
TS C 8100/18	18	175	129		493	452	406	341	315	283	209	110
TS C 8100/21	21	200	147		575	529	473	399	367	333	242	127

Dimensions and Weights

Pump Code	Dimensions (mm)					Weights (kg)		
	L	LM	LP	ΦM	ΦP	Pump	Motor	Total
TS C 8100/01	1447	758	689	142	203	50	37	87
TS C 8100/02	1827	973	854	142	203	72	54	126
TS C 8100/03	2125	1106	1019	142	203	87	70	157
TS C 8100/04	2240	1056	1184	192	203	129	86	215
TS C 8100/05	2465	1116	1349	192	203	138	102	240
TS C 8100/06	2715	1201	1514	192	203	152	118	270
TS C 8100/07	2965	1286	1679	192	203	170	134	304
TS C 8100/08	3185	1341	1844	192	203	185	150	335
TS C 8100/09	3375	1366	2009	192	203	186	167	353
TS C 8100/10	3565	1391	2174	192	203	195	183	378
TS C 8100/11	3709	1370	2339	231	203	256	199	455
TS C 8100/13	4099	1430	2669	231	203	284	231	515
TS C 8100/15	4509	1510	2999	231	203	311	264	575
TS C 8100/18	5104	1610	3494	231	203	338	312	650
TS C 8100/21	5729	1740	3989	231	203	370	360	730





The hydraulic working characteristics have been taken with water at 15°C, at the atmospheric pressure of 1 bar and specific gravity is 1 gr/cm³
 Due to continuous improvement in design we reserve the right to amend specifications or data without prior notice.

ISO 9906 Annex A

TS C 8110

Cast Iron Submersible Pumps (50 Hz)

6 Vanes / 2900 Rpm (CCW) / 5"-6" (inside-outside threaded) Outlet Connection Dia. / 30,16 mm Shaft Diameter

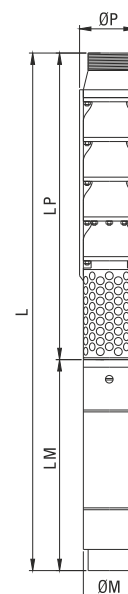


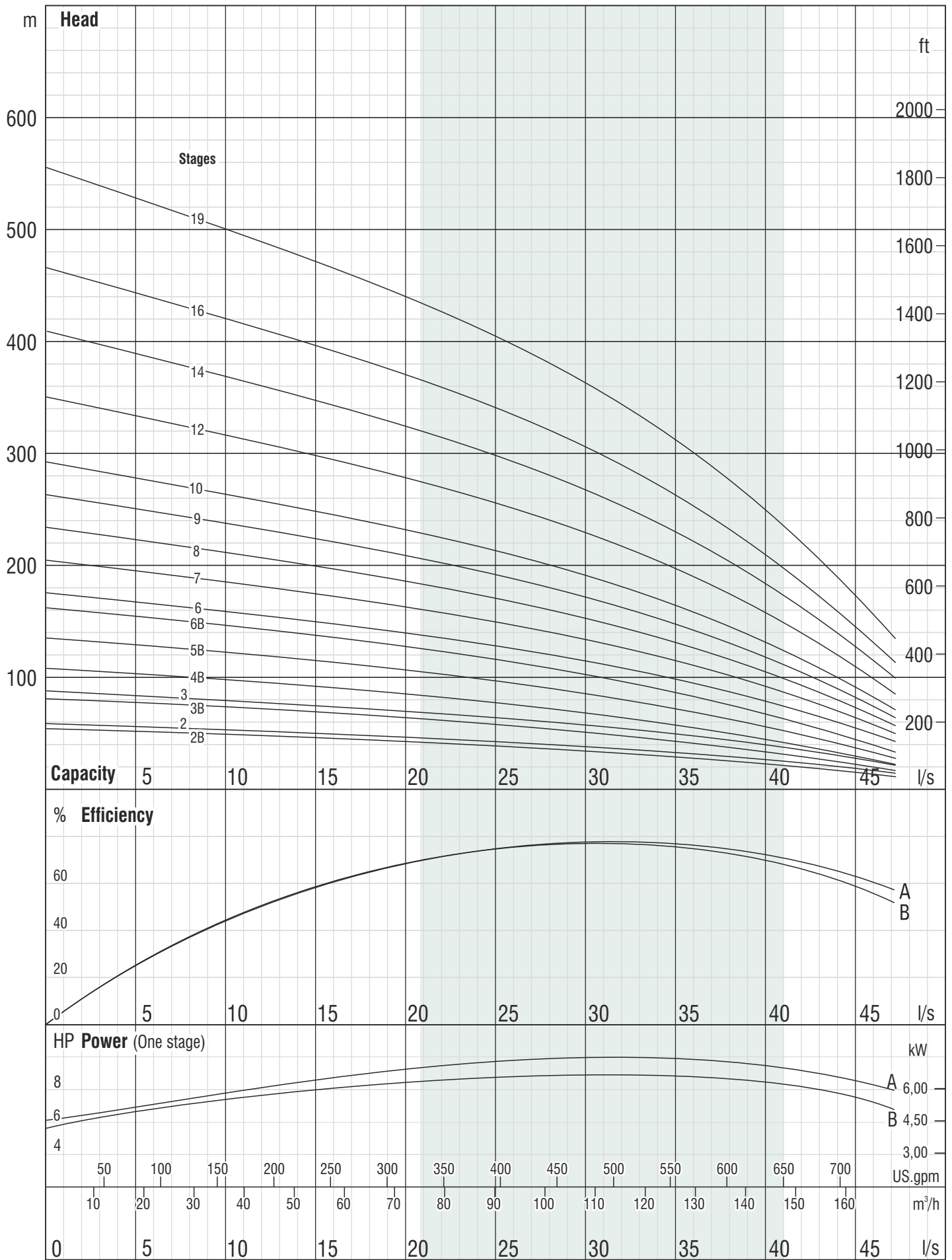
Performance Data

Pump Code	Stage	Motor Power		m ³ /h l/s	0	40	90	100	110	120	140	170
		HP	kW		0	11,11	25,00	27,78	30,56	33,33	38,89	47,22
TS C 8110/02B	2	20	15	Head (m)	55	49	40	37	34	32	25	12
TS C 8110/02	2	25	18,5		59	53	44	41	39	36	29	15
TS C 8110/03B	3	30	22		82	73	60	55	51	47	37	19
TS C 8110/03	3	35	26,5		90	80	65	61	58	53	43	22
TS C 8110/04B	4	40	30		111	98	79	73	69	62	49	23
TS C 8110/05B	5	50	37		137	122	100	91	86	79	63	31
TS C 8110/06B	6	60	45		163	147	119	113	101	93	72	35
TS C 8110/06	6	70	52		177	159	131	122	115	106	85	45
TS C 8110/07	7	75	55		207	183	153	142	133	122	100	51
TS C 8110/08	8	90	67		236	210	172	162	152	143	112	60
TS C 8110/09	9	100	75		265	235	193	182	173	159	127	66
TS C 8110/10	10	110	81		293	263	215	202	191	175	143	72
TS C 8110/12	12	125	92		352	312	259	243	229	211	170	87
TS C 8110/14	14	150	110		413	365	301	283	265	245	196	103
TS C 8110/16	16	175	129		471	417	342	323	302	281	223	115
TS C 8110/19	19	200	147		557	495	407	383	360	331	266	137

Dimensions and Weights

Pump Code	Dimensions (mm)					Weights (kg)		
	L	LM	LP	ΦM	ΦP	Pump	Motor	Total
TS C 8110/02B	1827	973	854	142	203	72	54	126
TS C 8110/02	1860	1006	854	142	203	76	54	130
TS C 8110/03B	2125	1106	1019	142	203	87	70	157
TS C 8110/03	2236	1217	1019	142	203	98	70	168
TS C 8110/04B	2431	1247	1184	142	203	103	86	189
TS C 8110/05B	2465	1116	1349	192	203	138	102	240
TS C 8110/06B	2715	1201	1514	192	203	152	118	270
TS C 8110/06	2800	1286	1514	192	203	170	118	288
TS C 8110/07	2965	1286	1679	192	203	170	134	304
TS C 8110/08	3210	1366	1844	192	203	186	150	336
TS C 8110/09	3400	1391	2009	192	203	195	167	362
TS C 8110/10	3544	1370	2174	231	203	256	183	439
TS C 8110/12	3934	1430	2504	231	203	284	215	499
TS C 8110/14	4344	1510	2834	231	203	311	247	558
TS C 8110/16	4774	1610	3164	231	203	338	280	618
TS C 8110/19	5399	1740	3659	231	203	370	328	698





The hydraulic working characteristics have been taken with water at 15°C, at the atmospheric pressure of 1 bar and specific gravity is 1 gr/cm³. Due to continuous improvement in design we reserve the right to amend specifications or data without prior notice.

ISO 9906 Annex A

TS C 8125

Cast Iron Submersible Pumps (50 Hz)

8 Vanes / 2900 Rpm (CCW) / 5"-6" (inside-outside threaded) Outlet Connection Dia. / 30,16 mm Shaft Diameter

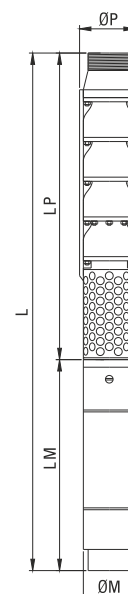


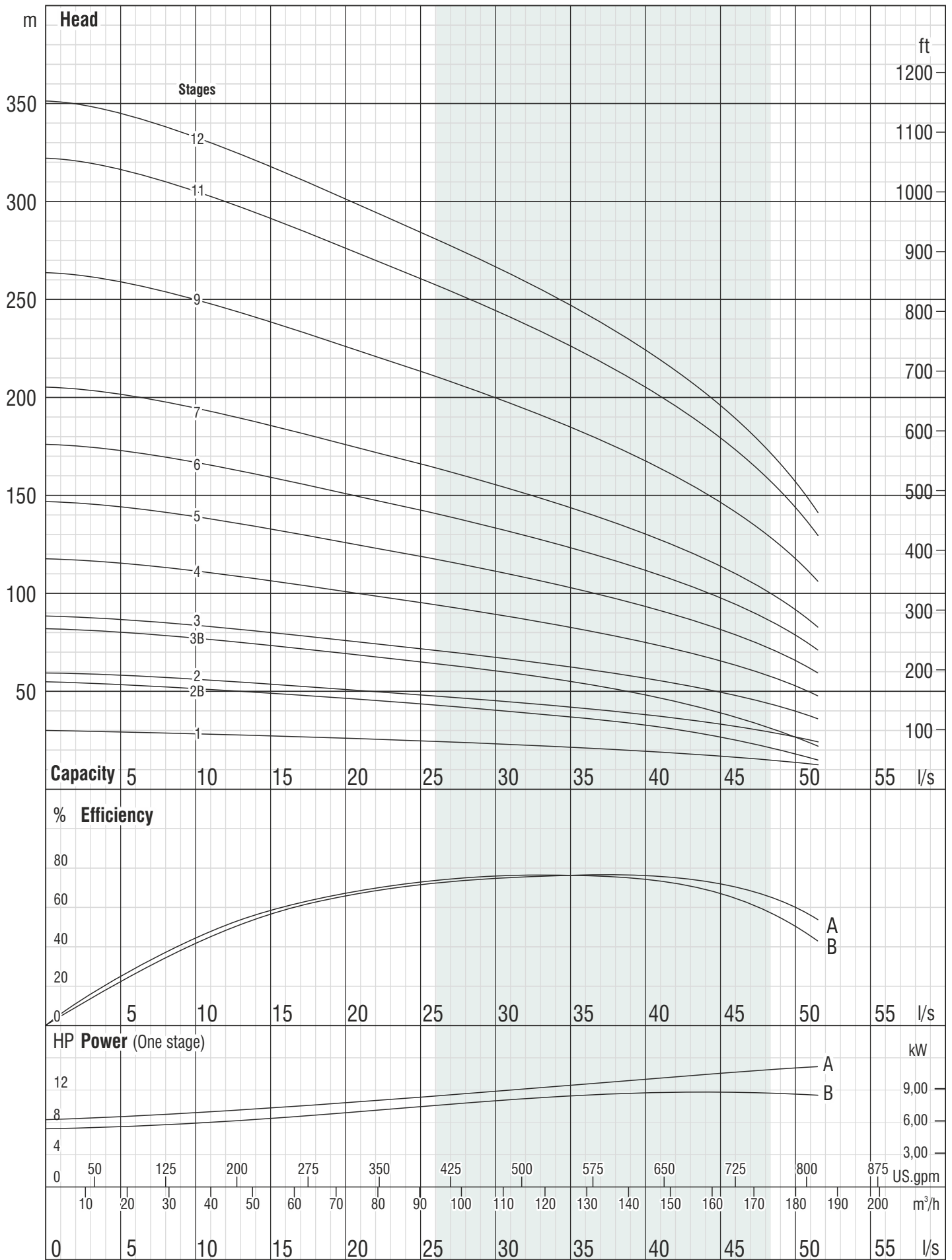
Performance Data

Pump Code	Stage	Motor Power		m ³ /h l/s	0	40	80	100	120	140	160	190
		HP	kW		0	11,11	22,22	27,78	33,33	38,89	44,44	52,78
TS C 8125/01	1	17,5	13	Head (m)	30	29	26	24	22	21	18	13
TS C 8125/02B	2	25	18,5		55	52	46	43	39	35	29	15
TS C 8125/02	2	35	26,5		60	56	50	47	44	40	35	24
TS C 8125/03B	3	40	30		82	77	69	63	59	52	43	22
TS C 8125/03	3	50	37		90	84	75	71	65	61	52	37
TS C 8125/04	4	70	52		119	111	102	93	88	81	72	49
TS C 8125/05	5	80	60		150	141	125	117	110	101	89	63
TS C 8125/06	6	100	75		179	167	151	143	133	120	105	71
TS C 8125/07	7	125	92		207	195	175	163	151	140	121	83
TS C 8125/09	9	150	110		266	251	223	211	195	179	156	109
TS C 8125/11	11	175	129		323	305	272	256	239	217	193	133
TS C 8125/12	12	200	147		353	332	299	280	260	237	209	142

Dimensions and Weights

Pump Code	Dimensions (mm)					Weights (kg)		
	L	LM	LP	ΦM	ΦP	Pump	Motor	Total
TS C 8125/01	1600	911	689	142	203	65	37	102
TS C 8125/02B	1860	1006	854	142	203	76	54	130
TS C 8125/02	2071	1217	854	142	203	98	54	152
TS C 8125/03B	2266	1247	1019	142	203	103	70	173
TS C 8125/03	2135	1116	1019	192	203	138	70	208
TS C 8125/04	2470	1286	1184	192	203	170	86	256
TS C 8125/05	2690	1341	1349	192	203	185	102	287
TS C 8125/06	2905	1391	1514	192	203	195	118	313
TS C 8125/07	3109	1430	1679	231	203	284	134	418
TS C 8125/09	3519	1510	2009	231	203	311	167	478
TS C 8125/11	3949	1610	2339	231	203	338	199	537
TS C 8125/12	4244	1740	2504	231	203	370	215	585





The hydraulic working characteristics have been taken with water at 15°C, at the atmospheric pressure of 1 bar and specific gravity is 1 gr/cm³. Due to continuous improvement in design we reserve the right to amend specifications or data without prior notice.

ISO 9906 Annex A

TS C 8180

Cast Iron Submersible Pumps (50 Hz)

5 Vanes / 2900 Rpm (CCW) / 5"-6" (inside-outside threaded) Outlet Connection Dia. / 30,16 mm Shaft Diameter

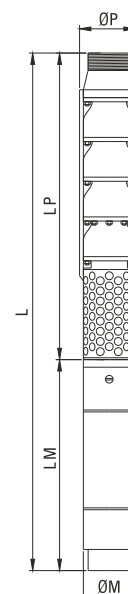


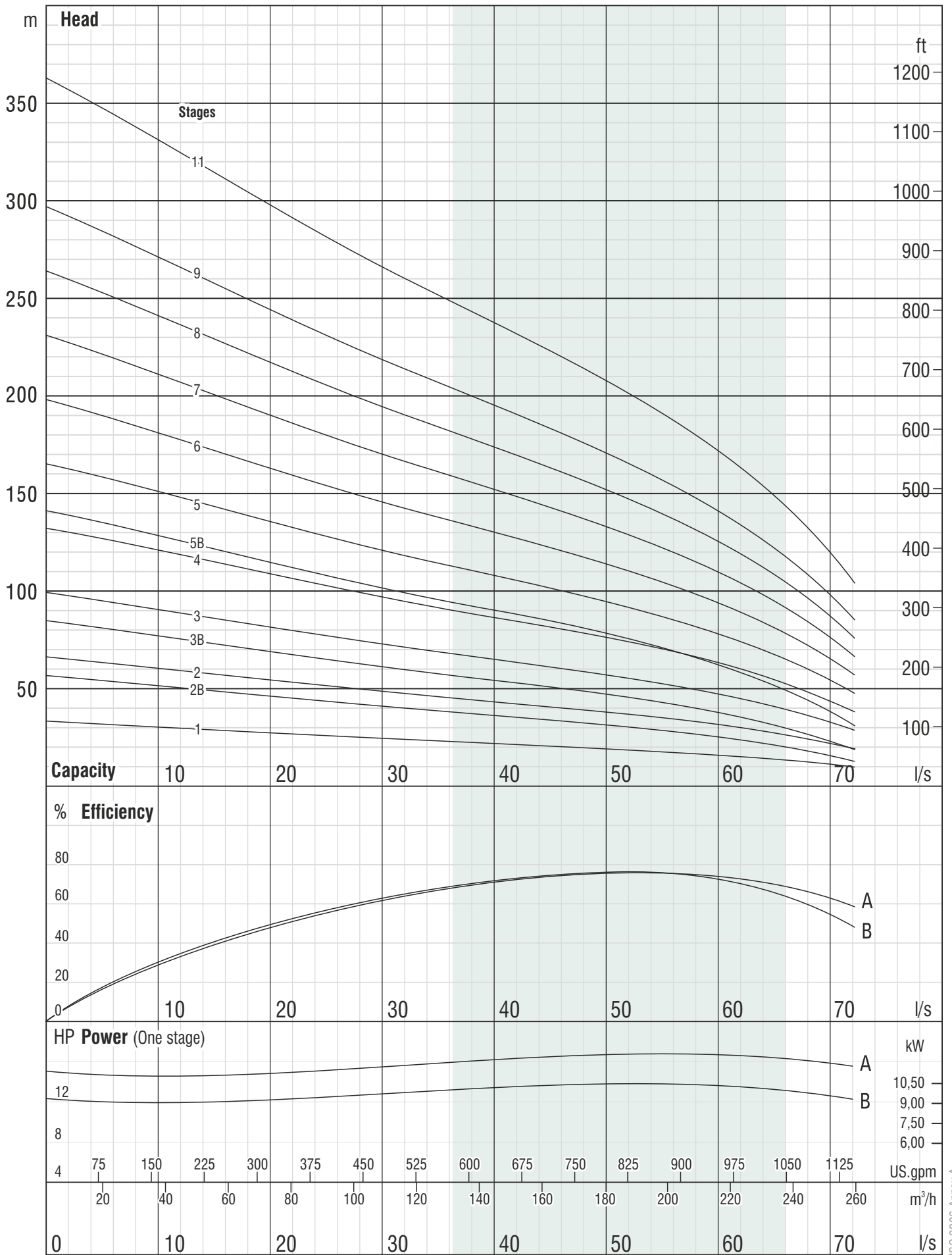
Performance Data

Pump Code	Stage	Motor Power		m ³ /h l/s	0	50	100	150	175	200	225	260
		HP	kW		0	13,89	27,78	41,67	48,61	55,56	62,50	72,22
TS C 8180/01	1	17,5	13	Head (m)	33	29	25	21	19	17	15	9
TS C 8180/02B	2	30	22		56	49	42	35	32	28	23	12
TS C 8180/02	2	35	26,5		66	58	50	42	39	34	29	19
TS C 8180/03B	3	50	37		85	74	63	53	48	42	34	18
TS C 8180/03	3	60	45		99	87	74	63	58	52	44	28
TS C 8180/04	4	70	52		132	116	99	85	77	69	59	38
TS C 8180/05B	5	75	55		141	123	104	88	80	70	57	31
TS C 8180/05	5	90	67		165	145	124	106	97	86	73	47
TS C 8180/06	6	110	81		198	174	149	127	116	103	88	57
TS C 8180/07	7	125	92		231	202	174	148	135	121	103	66
TS C 8180/08	8	150	110		264	231	198	169	154	138	117	76
TS C 8180/09	9	175	129	297	260	223	190	174	155	132	85	
TS C 8180/11	11	200	147	363	318	273	232	212	190	161	104	

Dimensions and Weights

Pump Code	Dimensions (mm)					Weights (kg)		
	L	LM	LP	ΦM	ΦP	Pump	Motor	Total
TS C 8180/01	1625	911	714	142	205	65	36	101
TS C 8180/02B	2011	1106	905	142	205	87	58	145
TS C 8180/02	2122	1217	905	142	205	98	58	156
TS C 8180/03B	2211	1116	1095	192	205	138	80	218
TS C 8180/03	2296	1201	1095	192	205	152	80	232
TS C 8180/04	2572	1286	1286	192	205	170	101	271
TS C 8180/05B	2763	1286	1477	192	205	170	123	293
TS C 8180/05	2843	1366	1477	192	205	186	123	309
TS C 8180/06	3037	1370	1667	231	205	256	145	401
TS C 8180/07	3288	1430	1858	231	205	284	167	451
TS C 8180/08	3558	1510	2048	231	205	311	189	500
TS C 8180/09	3849	1610	2239	231	205	338	211	549
TS C 8180/11	4360	1740	2620	231	205	370	254	624





The hydraulic working characteristics have been taken with water at 15°C, at the atmospheric pressure of 1 bar and specific gravity is 1 gr/cm³. Due to continuous improvement in design we reserve the right to amend specifications or data without prior notice.

ISO 9906 Annex A

TS C 8200

Cast Iron Submersible Pumps (50 Hz)

7 Vanes / 2900 Rpm (CCW) / 5"-6" (inside-outside threaded) Outlet Connection Dia. / 30,16 mm Shaft Diameter

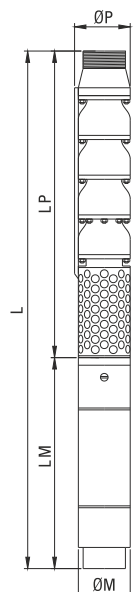


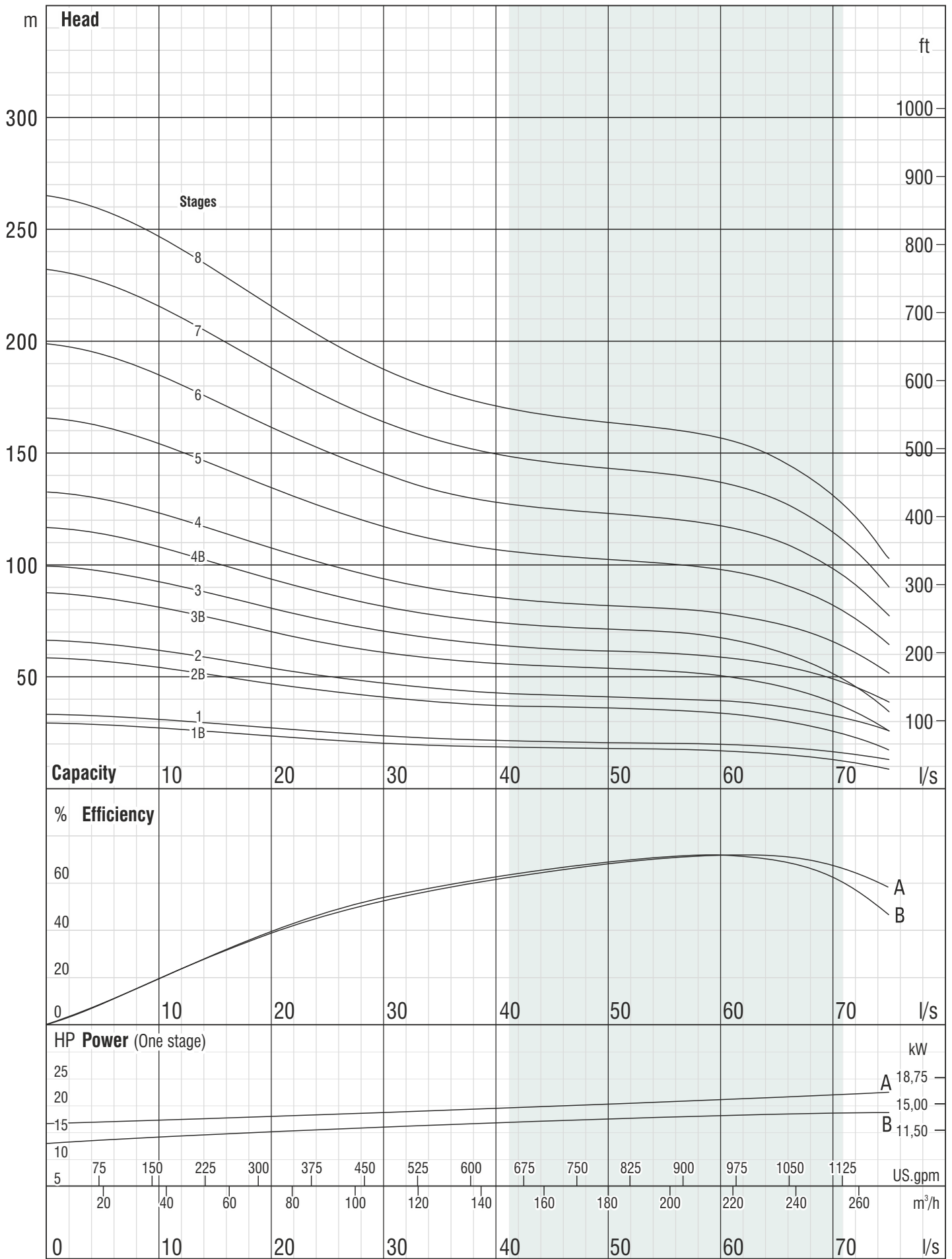
Performance Data

Pump Code	Stage	Motor Power		m ³ /h l/s	0	60	120	180	200	220	240	270
		HP	kW		0	16,67	33,33	50,00	55,56	61,11	66,67	75,00
TS C 8200/01B	1	20	15	Head (m)	29	25	20	18	17	17	15	9
TS C 8200/01	1	25	18,5		33	28	23	20	20	19	18	13
TS C 8200/02B	2	40	30		58	49	39	36	35	33	29	17
TS C 8200/02	2	50	37		66	56	45	41	40	39	36	26
TS C 8200/03B	3	60	45		87	74	59	54	52	50	44	26
TS C 8200/03	3	70	52		99	85	68	61	60	58	54	39
TS C 8200/04B	4	80	60		116	98	78	71	70	66	59	34
TS C 8200/04	4	100	75		132	113	90	82	80	77	71	51
TS C 8200/05	5	125	92		165	141	113	102	100	97	89	64
TS C 8200/06	6	150	110		199	169	135	123	120	116	107	77
TS C 8200/07	7	175	129		232	197	158	143	140	135	125	90
TS C 8200/08	8	200	147		265	226	180	163	160	155	143	103

Dimensions and Weights

Pump Code	Dimensions (mm)					Weights (kg)		
	L	LM	LP	ΦM	ΦP	Pump	Motor	Total
TS C 8200/01B	1687	973	714	142	205	72	36	108
TS C 8200/01	1720	1006	714	142	205	76	36	112
TS C 8200/02B	1961	1056	905	192	205	129	58	187
TS C 8200/02	2021	1116	905	192	205	138	58	196
TS C 8200/03B	2296	1201	1095	192	205	152	80	232
TS C 8200/03	2381	1286	1095	192	205	170	80	250
TS C 8200/04B	2627	1341	1286	192	205	185	101	286
TS C 8200/04	2677	1391	1286	192	205	195	101	296
TS C 8200/05	2907	1430	1477	231	205	284	123	407
TS C 8200/06	3177	1510	1667	231	205	311	145	456
TS C 8200/07	3468	1610	1858	231	205	338	167	505
TS C 8200/08	3788	1740	2048	231	205	370	189	559





The hydraulic working characteristics have been taken with water at 15°C, at the atmospheric pressure of 1 bar and specific gravity is 1 gr/cm³. Due to continuous improvement in design we reserve the right to amend specifications or data without prior notice.

ISO 9906 Annex A

TS C 9140

Cast Iron Submersible Pumps (50 Hz)

6 Vanes / 2900 Rpm (CCW) / 5"-6" (inside-outside threaded) Outlet Connection Dia. / 30,16 mm Shaft Diameter

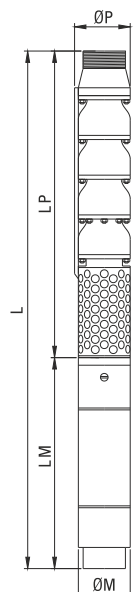


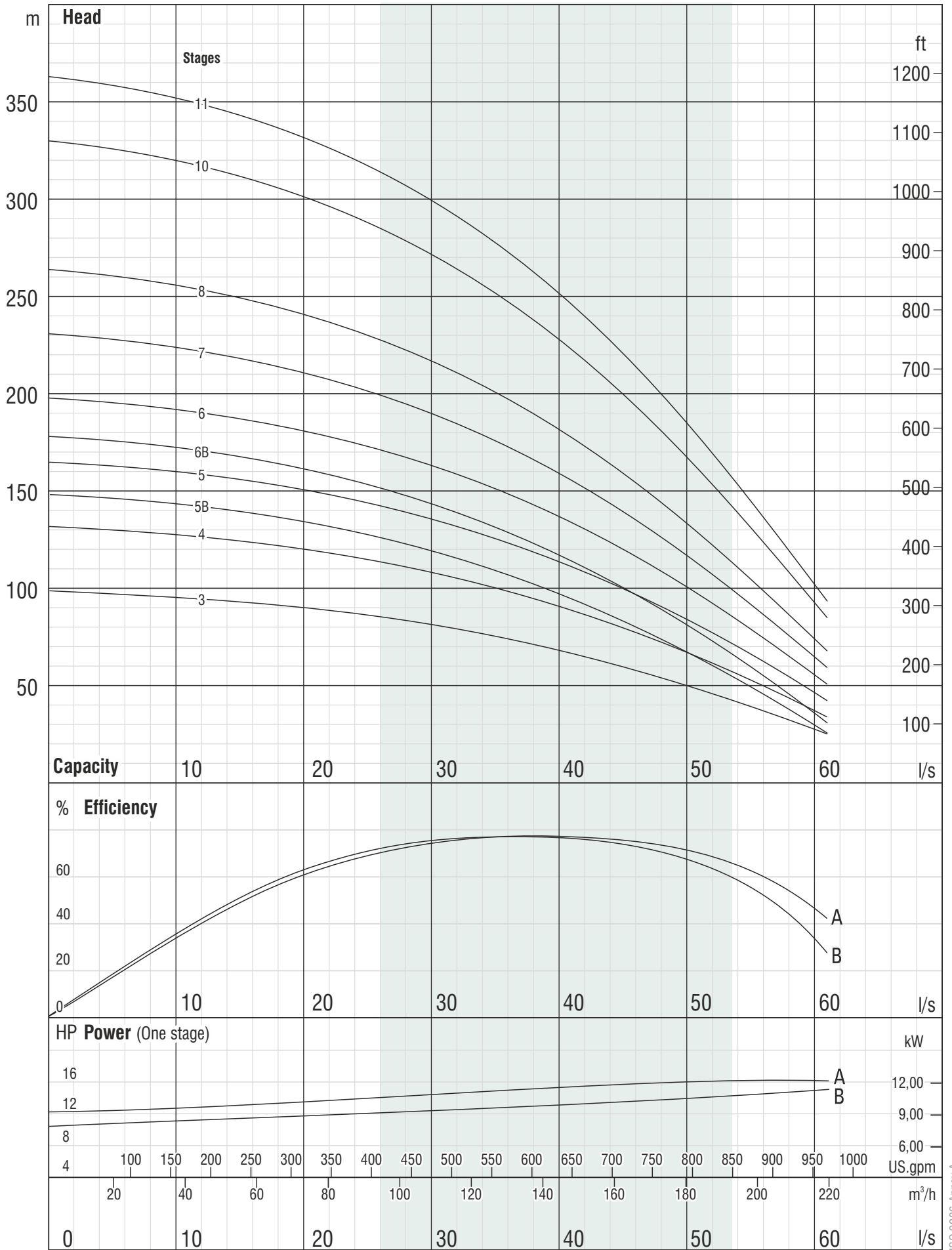
Performance Data

Pump Code	Stage	Motor Power		m ³ /h l/s	0	40	80	120	140	160	180	220
		HP	kW		0	11,11	22,22	33,33	38,89	44,44	50,00	61,11
TS C 9140/03	3	60	45	Head (m)	99	96	89	78	70	61	51	26
TS C 9140/04	4	70	52		132	127	118	104	93	81	67	34
TS C 9140/05B	5	80	60		149	143	132	113	100	85	68	26
TS C 9140/05	5	90	67		165	159	148	129	117	102	84	43
TS C 9140/06B	6	100	75		178	171	158	136	120	102	81	31
TS C 9140/06	6	110	81		198	191	178	155	140	122	101	51
TS C 9140/07	7	125	92		231	223	207	181	163	142	118	60
TS C 9140/08	8	150	110		264	255	237	207	187	163	135	68
TS C 9140/10	10	175	129		330	318	296	259	233	203	169	85
TS C 9140/11	11	200	147		363	350	326	285	257	224	186	94

Dimensions and Weights

Pump Code	Dimensions (mm)					Weights (kg)		
	L	LM	LP	ΦM	ΦP	Pump	Motor	Total
TS C 9140/03	2271	1201	1070	192	213	152	120	272
TS C 9140/04	2491	1286	1205	192	213	170	150	320
TS C 9140/05B	2681	1341	1340	192	213	185	180	365
TS C 9140/05	2706	1366	1340	192	213	186	180	366
TS C 9140/06B	2866	1391	1475	192	213	195	210	405
TS C 9140/06	2845	1370	1475	231	213	256	210	466
TS C 9140/07	3040	1430	1610	231	213	284	240	524
TS C 9140/08	3255	1510	1745	231	213	311	270	581
TS C 9140/10	3625	1610	2015	231	213	338	330	668
TS C 9140/11	3890	1740	2150	231	213	370	360	730





The hydraulic working characteristics have been taken with water at 15°C, at the atmospheric pressure of 1 bar and specific gravity is 1 gr/cm³. Due to continuous improvement in design we reserve the right to amend specifications or data without prior notice.

ISO 9906 Annex A

TS C 9180

Cast Iron Submersible Pumps (50 Hz)

6 Vanes / 2900 Rpm (CCW) / 5"-6" (inside-outside threaded) Outlet Connection Dia. / 30,16 mm Shaft Diameter

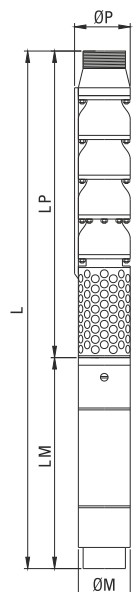


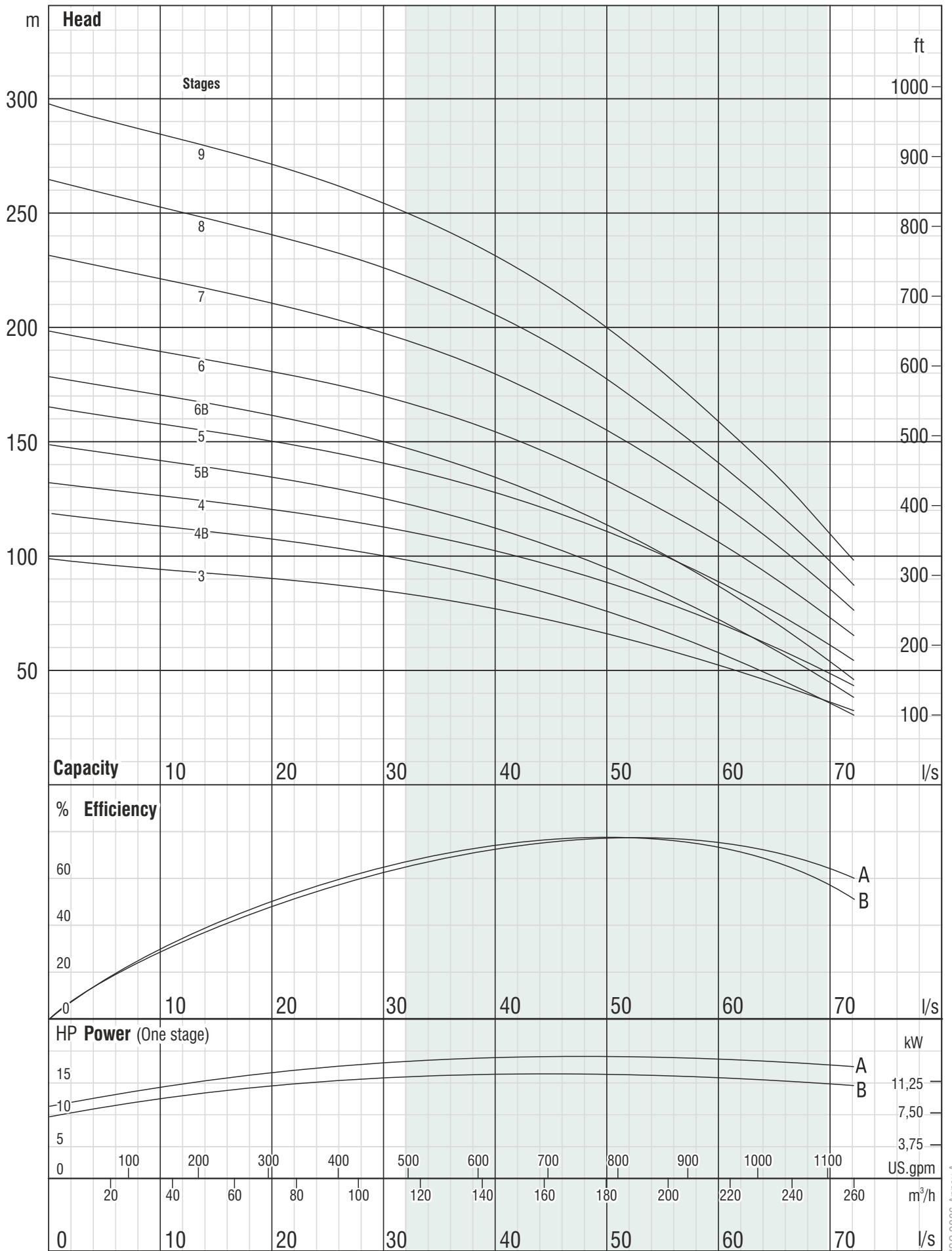
Performance Data

Pump Code	Stage	Motor Power		m ³ /h l/s	0	70	120	160	180	200	220	260
		HP	kW		0	19,44	33,33	44,44	50,00	55,56	61,11	72,22
TS C 9180/03	3	60	45	Head (m)	99	90	82	73	67	59	51	33
TS C 9180/04B	4	70	52		119	108	97	84	76	66	56	31
TS C 9180/04	4	80	60		132	121	110	97	89	79	69	44
TS C 9180/05B	5	90	67		149	135	122	105	95	83	70	39
TS C 9180/05	5	100	75		165	151	137	121	111	99	86	55
TS C 9180/06B	6	110	81		178	162	146	126	114	100	83	46
TS C 9180/06	6	125	92		198	181	165	145	133	119	103	66
TS C 9180/07	7	150	110		231	211	192	170	155	139	120	77
TS C 9180/08	8	175	129		264	241	220	194	177	159	137	87
TS C 9180/09	9	200	147		297	271	247	218	200	178	154	98

Dimensions and Weights

Pump Code	Dimensions (mm)					Weights (kg)		
	L	LM	LP	ΦM	ΦP	Pump	Motor	Total
TS C 9180/03	2271	1201	1070	192	213	152	120	272
TS C 9180/04B	2491	1286	1205	192	213	170	150	320
TS C 9180/04	2546	1341	1205	192	213	185	150	335
TS C 9180/05B	2706	1366	1340	192	213	186	180	366
TS C 9180/05	2731	1391	1340	192	213	195	180	375
TS C 9180/06B	2845	1370	1475	231	213	256	210	466
TS C 9180/06	2905	1430	1475	231	213	284	210	494
TS C 9180/07	3120	1510	1610	231	213	311	240	551
TS C 9180/08	3355	1610	1745	231	213	338	270	608
TS C 9180/09	3620	1740	1880	231	213	370	300	670





The hydraulic working characteristics have been taken with water at 15°C, at the atmospheric pressure of 1 bar and specific gravity is 1 gr/cm³. Due to continuous improvement in design we reserve the right to amend specifications or data without prior notice.

ISO 9906 Annex A

TS C 10220

Cast Iron Submersible Pumps (50 Hz)

5 Vanes / 2900 Rpm (CCW) / 6"-8" (inside-outside threaded) Outlet Connection Dia. / 42,86 mm Shaft Diameter

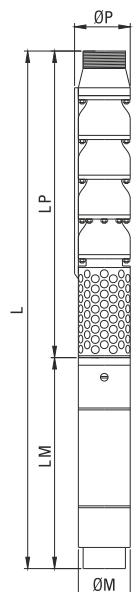


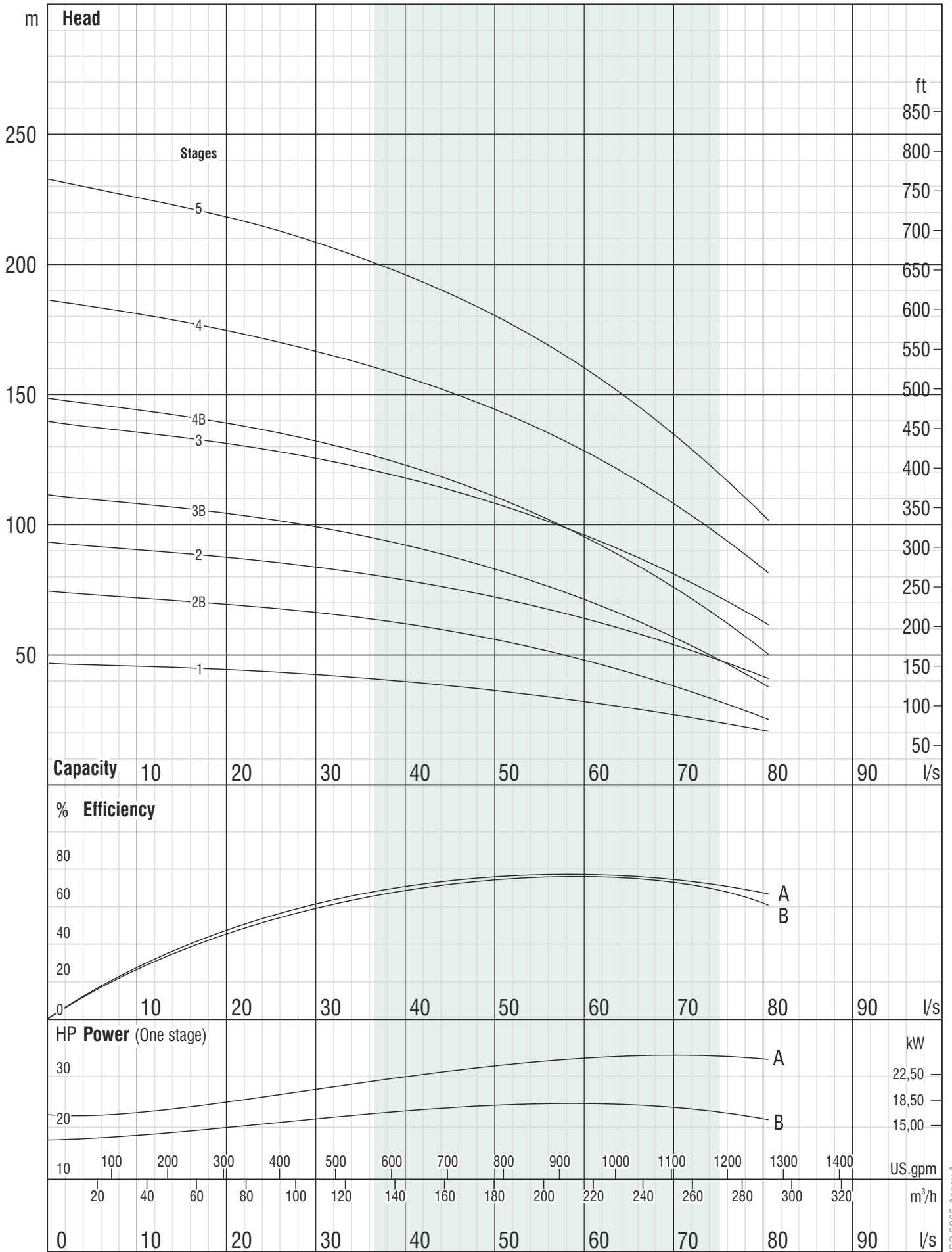
Performance Data

Pump Code	Stage	Motor Power		m ³ /h l/s	0	120	160	200	220	240	260	290
		HP	kW		0	33,33	44,44	55,56	61,11	66,67	72,22	80,56
TS C 10220/01	1	35	26,5	Head (m)	47	41	38	34	31	29	26	20
TS C 10220/0B2	2	50	37		74	64	59	51	47	41	35	25
TS C 10220/02	2	70	52		93	82	76	68	63	57	51	41
TS C 10220/03B	3	80	60		111	97	88	77	70	62	53	37
TS C 10220/03	3	110	81		140	123	114	102	94	86	77	61
TS C 10220/04B	4	100	75		148	129	118	102	93	83	71	50
TS C 10220/04	4	150	110		186	164	151	136	126	115	103	81
TS C 10220/05	5	175	129		233	205	189	169	157	144	128	102

Dimensions and Weights

Pump Code	Dimensions (mm)					Weights (kg)		
	L	LM	LP	ΦM	ΦP	Pump	Motor	Total
TS C 10220/01	1926	1217	709	142	245	98	70	168
TS C 10220/02B	2038	1116	922	192	245	138	100	238
TS C 10220/02	2208	1286	922	192	245	170	100	270
TS C 10220/03B	2476	1341	1135	192	245	185	130	315
TS C 10220/03	2505	1370	1135	231	245	256	130	386
TS C 10220/04B	2738	1391	1347	192	245	195	160	355
TS C 10220/04	2857	1510	1347	231	245	311	160	471
TS C 10220/05	3170	1610	1560	231	245	338	190	528





The hydraulic working characteristics have been taken with water at 15°C, at the atmospheric pressure of 1 bar and specific gravity is 1 gr/cm³. Due to continuous improvement in design we reserve the right to amend specifications or data without prior notice.

ISO 9906 Annex A

TS C 10260

Cast Iron Submersible Pumps (50 Hz)

5 Vanes / 2900 Rpm (CCW) / 6"-8" (inside-outside threaded) Outlet Connection Dia. / 42,86 mm Shaft Diameter

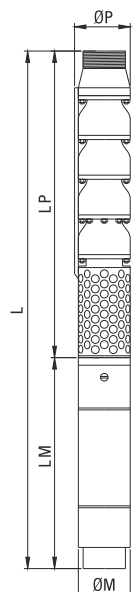


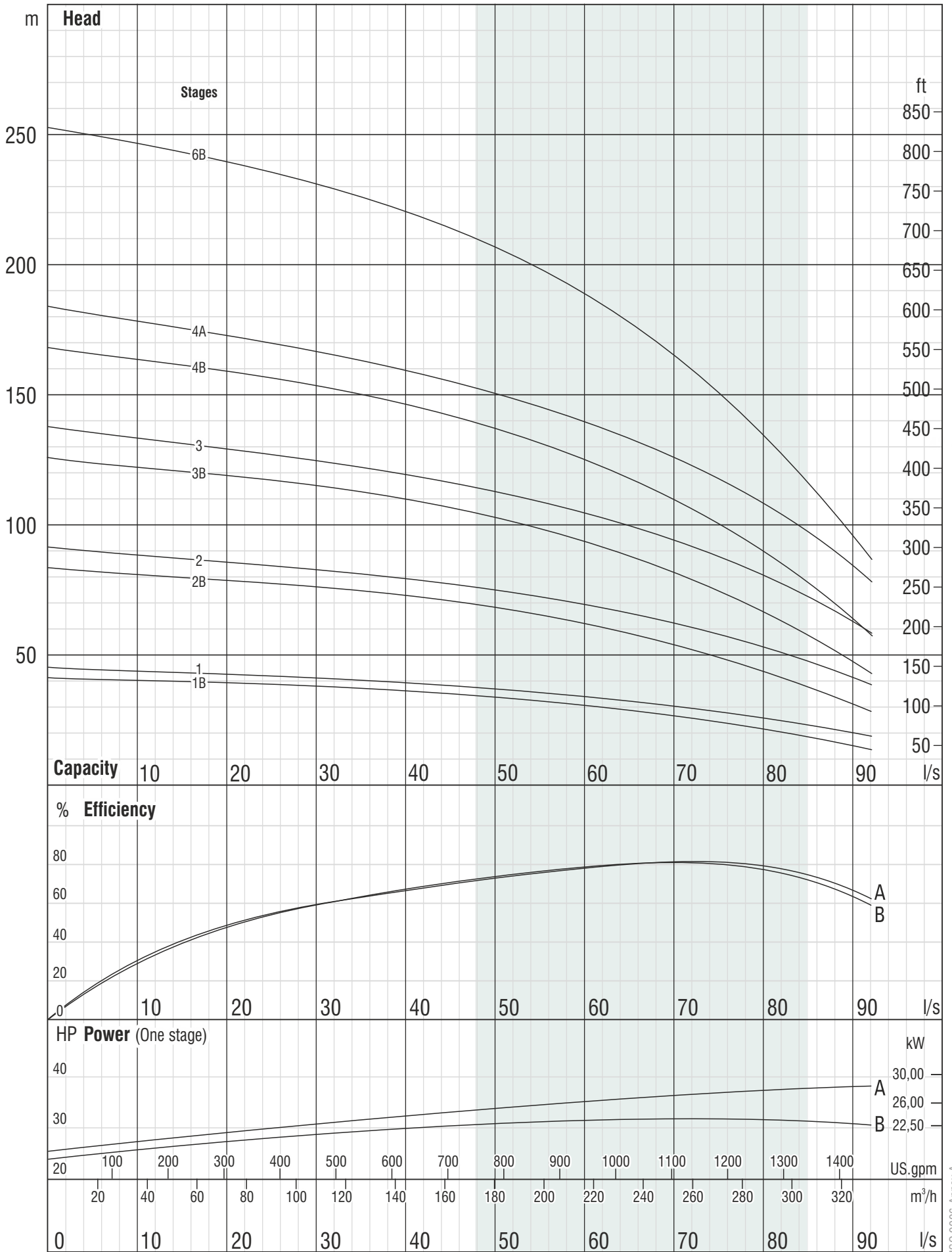
Performance Data

Pump Code	Stage	Motor Power		m ³ /h l/s	0	130	200	240	260	280	300	330
		HP	kW		0	36,11	55,56	66,67	72,22	77,78	83,33	91,67
TS C 10260/01B	1	35	26,5	Head (m)	42	38	32	29	26	24	21	14
TS C 10260/01	1	40	30		46	41	36	33	31	28	25	20
TS C 10260/02B	2	70	52		84	75	65	57	53	48	41	28
TS C 10260/02	2	80	60		92	81	72	66	61	56	50	40
TS C 10260/03B	3	100	75		126	113	97	86	79	71	62	43
TS C 10260/03	3	125	92		138	122	108	98	92	84	74	59
TS C 10260/04B	4	150	110		168	151	129	115	106	95	82	57
TS C 10260/04A	4	175	129		184	162	144	131	122	112	99	79
TS C 10260/06B	6	200	147		252	226	194	172	159	143	123	85

Dimensions and Weights

Pump Code	Dimensions (mm)					Weights (kg)		
	L	LM	LP	ΦM	ΦP	Pump	Motor	Total
TS C 10260/01B	1926	1217	709	142	245	98	70	168
TS C 10260/01	1765	1056	709	192	245	129	70	199
TS C 10260/02B	2208	1286	922	192	245	170	100	270
TS C 10260/02	2263	1341	922	192	245	185	100	285
TS C 10260/03B	2526	1391	1135	192	245	195	130	325
TS C 10260/03	2565	1430	1135	231	245	284	130	414
TS C 10260/04B	2857	1510	1347	231	245	311	160	471
TS C 10260/04A	2957	1610	1347	231	245	338	160	498
TS C 10260/06B	3513	1740	1773	231	245	370	220	590





The hydraulic working characteristics have been taken with water at 15°C, at the atmospheric pressure of 1 bar and specific gravity is 1 gr/cm³. Due to continuous improvement in design we reserve the right to amend specifications or data without prior notice.

ISO 9906 Annex A

TS C 10300

Cast Iron Submersible Pumps (50 Hz)

7 Vanes / 2900 Rpm (CCW) / 6"-8" (inside-outside threaded) Outlet Connection Dia. / 42,86 mm Shaft Diameter

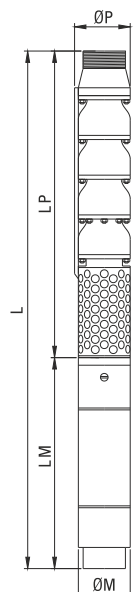


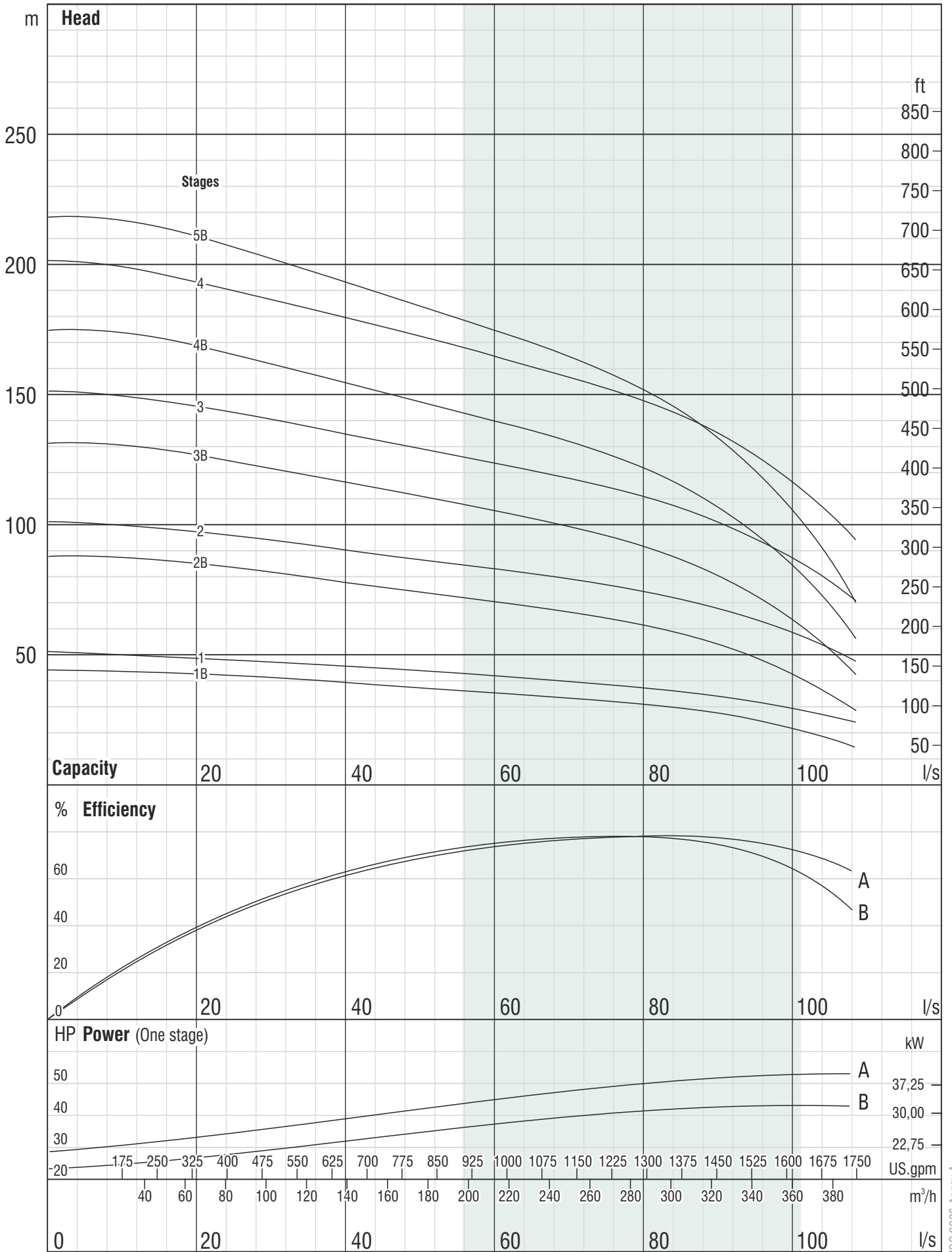
Performance Data

Pump Code	Stage	Motor Power		m ³ /h l/s	0	180	210	260	290	320	350	390
		HP	kW		0	50,00	58,33	72,22	80,56	88,89	97,22	108,33
TS C 10300/01B	1	50	37	Head (m)	44	37	35	32	30	27	23	14
TS C 10300/01	1	60	45		50	43	42	39	37	34	30	23
TS C 10300/02B	2	90	67		87	73	71	65	60	54	46	28
TS C 10300/02	2	125	92		101	86	83	77	73	68	61	47
TS C 10300/03B	3	150	110		131	110	106	97	90	81	68	42
TS C 10300/03	3	175	129		151	129	125	116	110	102	91	70
TS C 10300/04B	4	200	147		175	147	141	130	121	108	91	56
TS C 10300/04	4	225	166		202	172	166	155	146	136	122	94
TS C 10300/05B	5	250	185		218	184	177	162	151	135	114	70

Dimensions and Weights

Pump Code	Dimensions (mm)					Weights (kg)		
	L	LM	LP	ΦM	ΦP	Pump	Motor	Total
TS C 10300/01B	1825	1116	709	192	245	138	70	208
TS C 10300/01	1910	1201	709	192	245	152	70	222
TS C 10300/02B	2288	1366	922	192	245	186	100	286
TS C 10300/02	2352	1430	922	231	245	284	100	384
TS C 10300/03B	2645	1510	1135	231	245	311	130	441
TS C 10300/03	2745	1610	1135	231	245	338	130	468
TS C 10300/04B	3087	1740	1347	231	245	370	160	530
TS C 10300/04	3167	1820	1347	231	245	400	160	560
TS C 10300/05B	3380	1820	1560	231	245	405	190	595





The hydraulic working characteristics have been taken with water at 15°C, at the atmospheric pressure of 1 bar and specific gravity is 1 gr/cm³
 Due to continuous improvement in design we reserve the right to amend specifications or data without prior notice.

ISO 9906 Annex A

TS C 12380

Cast Iron Submersible Pumps (50 Hz)

8 Vanes / 2900 Rpm (CCW) / 10"-12" (inside-outside threaded) Outlet Connection Dia. / 49,21 mm Shaft Diameter

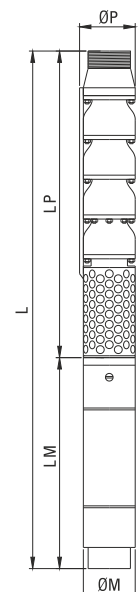


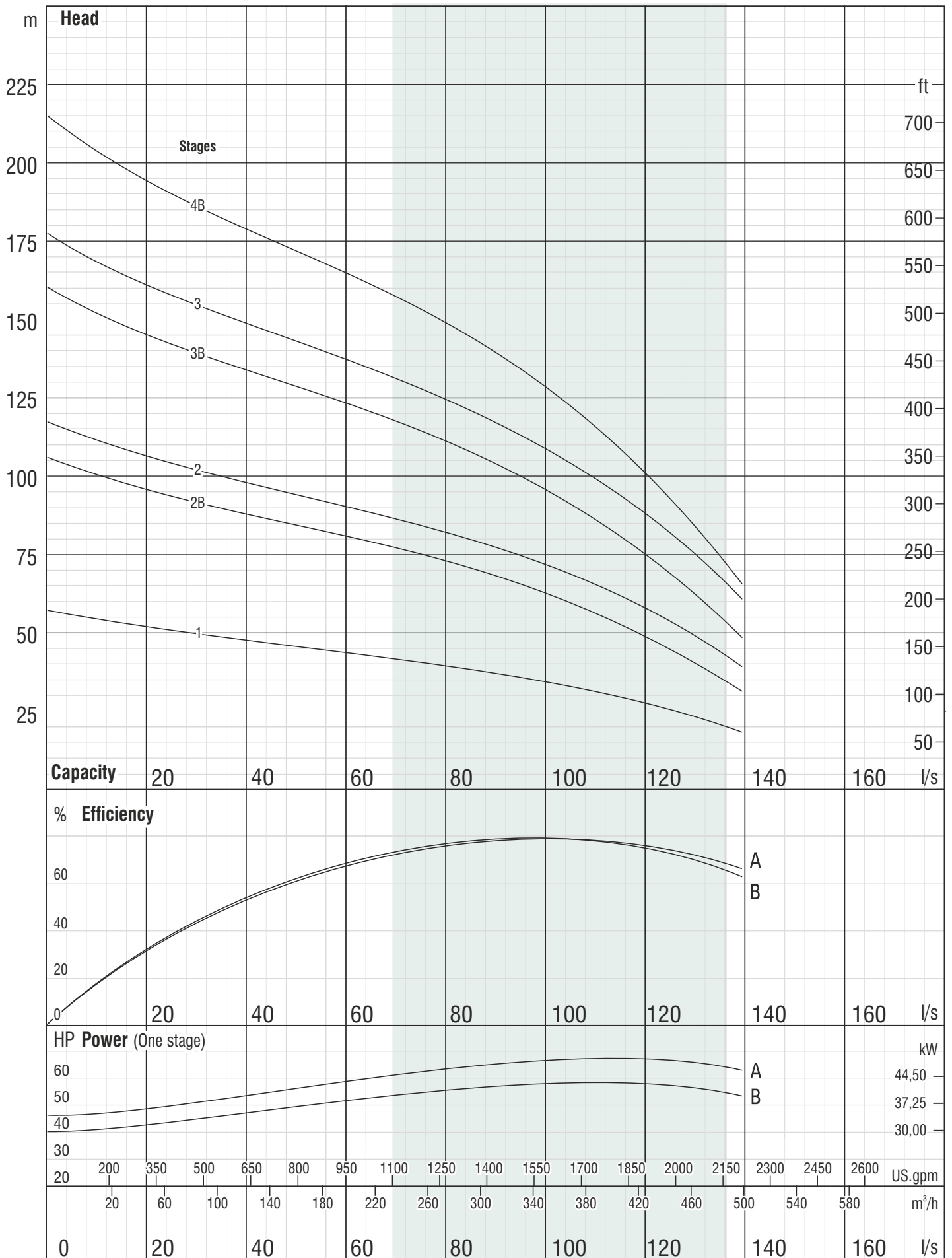
Performance Data

Pump Code	Stage	Motor Power		m ³ /h l/s	0	180	260	320	380	420	460	500
		HP	kW		0	50,00	72,22	88,89	105,56	116,67	127,78	138,89
TS C 12380/01	1	70	52	Head (m)	64	51	47	43	38	33	28	23
TS C 12380/02B	2	125	92		115	92	83	76	66	57	47	36
TS C 12380/02	2	150	110		127	103	93	85	75	67	56	45
TS C 12380/03B	3	200	147		173	139	125	114	99	86	71	55
TS C 12380/03	3	225	166		191	154	140	128	113	100	84	68
TS C 12380/04B	4	250	185		230	185	167	152	132	114	94	73

Dimensions and Weights

Pump Code	Dimensions (mm)					Weights (kg)		
	L	LM	LP	ΦM	ΦP	Pump	Motor	Total
TS C 12380/01	2146	1286	860	192	286	170	110	280
TS C 12380/02B	2545	1430	1115	231	286	284	152	436
TS C 12380/02	2625	1510	1115	231	286	311	152	463
TS C 12380/03B	3110	1740	1370	231	286	370	194	564
TS C 12380/03	3190	1820	1370	231	286	400	194	594
TS C 12380/04B	3445	1820	1625	231	286	405	236	641





The hydraulic working characteristics have been taken with water at 15°C, at the atmospheric pressure of 1 bar and specific gravity is 1 gr/cm³
 Due to continuous improvement in design we reserve the right to amend specifications or data without prior notice.

ISO 9906 Annex A

professional water handling



20190316-VA13s-v2-80



AMAC MACHINERY & SOFTWARE CO.
Ankara Cd. Mavi Plaza No:47/105 Bayrakli, Izmir / Turkey • T: +90 232 502 80 44
info@torkpumps.com • www.torkpumps.com